

**UCC Library and UCC researchers have made this item openly available.
Please [let us know](#) how this has helped you. Thanks!**

Title	Exploring the impact of surfactant type and digestion: Highly digestible surfactants improve oral bioavailability of nilotinib
Author(s)	Koehl, Niklas J.; Holm, René; Kuentz, Martin; Jannin, Vincent; Griffin, Brendan T.
Publication date	2020-07-10
Original citation	Koehl, N. J., Holm, R., Kuentz, M., Jannin, V. and Griffin, B. T. (2020) 'Exploring the impact of surfactant type and digestion: Highly digestible surfactants improve oral bioavailability of nilotinib', <i>Molecular Pharmaceutics</i> , 17(9), pp. 3202-3213. doi: 10.1021/acs.molpharmaceut.0c00305
Type of publication	Article (peer-reviewed)
Link to publisher's version	http://dx.doi.org/10.1021/acs.molpharmaceut.0c00305 Access to the full text of the published version may require a subscription.
Rights	© 2020, American Chemical Society. This document is the Accepted Manuscript version of a Published Work that appeared in final form in <i>Molecular Pharmaceutics</i> , after technical editing by the publisher. To access the final edited and published work see https://pubs.acs.org/doi/abs/10.1021/acs.molpharmaceut.0c00305
Embargo information	Access to this article is restricted until 12 months after publication by request of the publisher.
Embargo lift date	2021-07-10
Item downloaded from	http://hdl.handle.net/10468/10661

Downloaded on 2021-09-23T06:18:09Z

Supporting information

Exploring the impact of surfactant type and digestion: Highly digestible surfactants improve oral bioavailability of nilotinib

Niklas J. Koehl¹, René Holm^{2,3}, Martin Kuentz⁴, Vincent Jannin^{5, †}, Brendan T. Griffin^{1*}

¹School of Pharmacy, University College Cork; T12 YN60 Cork, Ireland

²Drug Product Development, Janssen Research and Development, Johnson & Johnson, Turnhoutseweg 30, 2340 Beerse, Belgium

³Department of Science and Environment, Roskilde University, 4000 Roskilde, Denmark

⁴University of Applied Sciences and Arts Northwestern Switzerland, Institute of Pharma Technology, 4132 Muttenz, Switzerland

⁵Gattefossé SAS, 36 Chemin de Genas, 69804, Saint-Priest Cedex, France

[†]Current address: Lonza Pharma & Biotech, Parc d'Innovation, Rue Tobias Stimmer – BP 30442–67412 Illkirch Graffenstaden, France

Contents	Page
Nilotinib solubility in studied excipients (Figure S1)	2
Distribution of nilotinib into different phases during <i>in vitro</i> lipolysis (Figure S2)	3
FFA released versus time profiles during <i>in vitro</i> lipolysis (Figure S3)	4
Plasma concentration versus time profiles of nilotinib in rats (Figure S4)	5
Relationship of F_{abs} and FFA released (Figure S5)	6

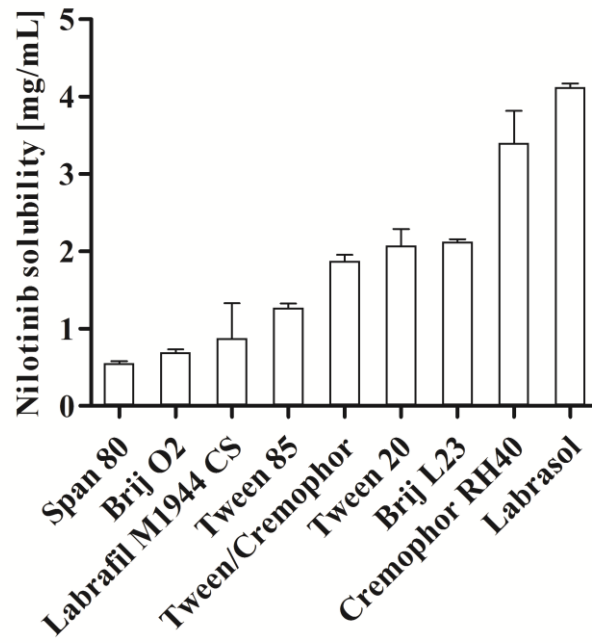


Figure S1. Solubility of nilotinib in the selected excipients at 37 °C. Tween/Cremophor is a mixture of Tween 85 and Cremophor RH40 (67:33 w/w). Solubility was measured up to 72 h (mean \pm SD, n = 3).

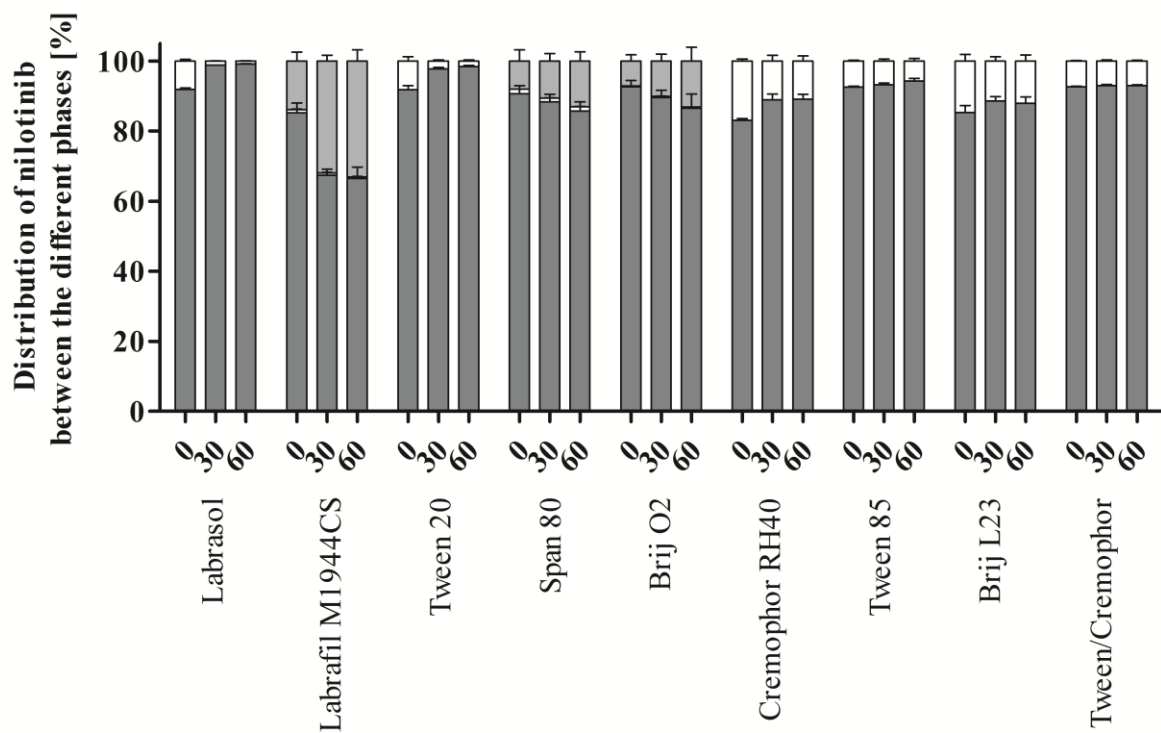


Figure S2. Distribution of nilotinib into the solid (dark grey bars), aqueous (white bars) and lipid phase (light grey bars) just before initiation of digestion (0) and after 30 and 60 min of digestion (mean \pm SD, n = 3). Tween/Cremophor is a mixture of Tween 85 and Cremophor RH40 (67:33 w/w).

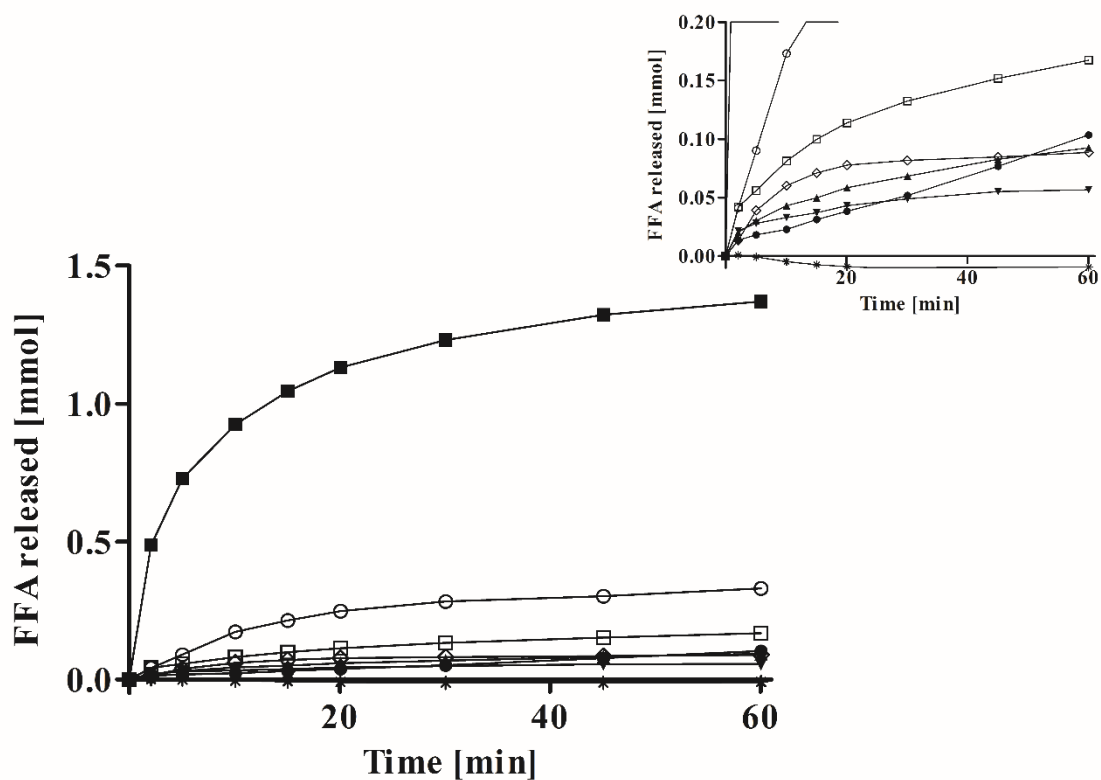


Figure S3. FFA released during 60 min of *in vitro* digestion at pH 6.5. The insert provides improved visibility on surfactants releasing less than 0.2 mmol FFAs. Cremophor RH40 (◇), Brij L23 (*), Tween 20 (○), Span 80 (▲), Labrasol (■), Labrafil M1944 CS (□), Tween 85 (●), Brij O2 (×), Tween 85/Cremophor RH40 mixture (67:33 w/w) (▼) (mean \pm SD, n = 3).

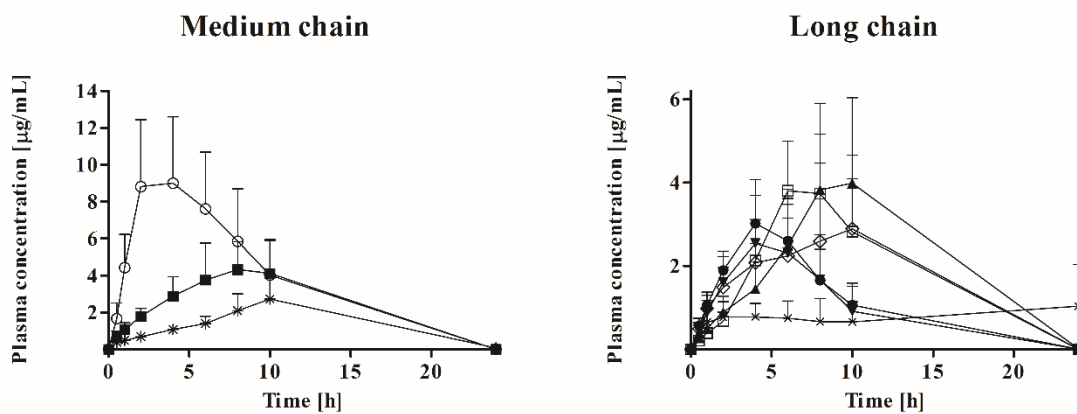


Figure S4. Plasma concentration profiles as a function of time for orally administered nilotinib surfactant suspensions dosed at 20 mg/kg and 2 mL surfactant/kg. (mean \pm SD, n = 5). Cremophor RH40 (\diamond), Brij L23 (*), Tween 20 (\circ), Span 80 (\blacktriangle), Labrasol (\blacksquare), Labrafil M1944 CS (\square), Tween 85 (\bullet), Brij O2 (\times), Tween 85/Cremophor RH40 mixture (67:33 w/w) (\blacktriangledown).

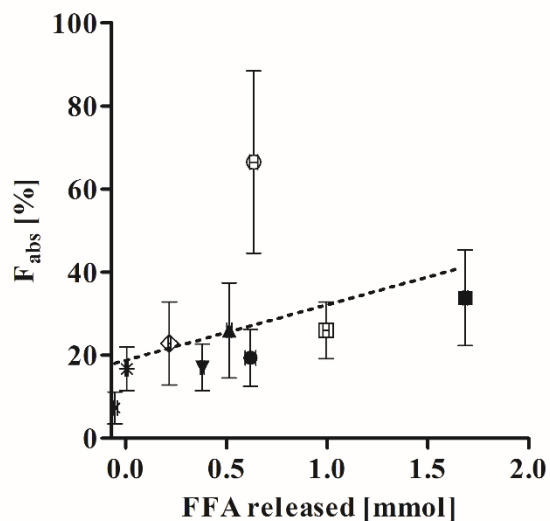


Figure S5. Relationship of absolute bioavailability (F_{abs}) and free fatty acids (FFA) released during *in vitro* digestion as a surrogate parameter for digestibility of the excipient. Cremophor RH40 (\diamond), Brij L23 (*), Tween 20 (\circ), Span 80 (\blacktriangle), Labrasol (\blacksquare), Labrafil M1944 CS (\square), Tween 85 (\bullet), Brij O2 (\times), Tween 85/Cremophor RH40 mixture (67:33 w/w) (\blacktriangledown) (mean \pm SD, F_{abs} n = 5, FFA released n = 3).