

Title	All-optical header processing in a 42.6Gb/s optoelectronic firewall
Author(s)	Webb, Rod P.; Dailey, James M.; Manning, Robert J.; Maxwell, Graeme D.; Poustie, Alistair J.; Lardenois, Sébastien; Harmon, Robert; Harrison, James; Kopidakis, Georgios; Athanasopoulos, Elias; Krithinakis, Antonis; Doukhan, Francis; Omar, Mohamed; Vaillant, Dominique; Di Nallo, Frédéric; Koyabe, Martin; Di Cairano-Gilfedder, Carla
Publication date	2011
Original citation	Webb, R.P., Dailey, J.M., Manning, R.J., Maxwell, G.D., Poustie, A.J., Lardenois, S., Harmon, R., Harrison, J., Kopidakis, G., Athanasopoulos, E., Krithinakis, A., Doukhan F., Omar, M., Vaillant, D., Di Nallo, F., Koyabe, M., Di Cairano-Gilfedde C. (2011) 'All-Optical Header Processing in a 42.6Gb/s Optoelectronic Firewall'. IEEE Journal of Selected Topics In Quantum Electronics, (99), pp.1-8 doi: 10.1109/JSTQE.2011.2135337
Type of publication	Article (peer-reviewed)
Link to publisher's version	http://ieeexplore.ieee.org/stamp/stamp.jsp?tp=&arnumber=5770169&isnumber=4481213 http://dx.doi.org/10.1109/JSTQE.2011.2135337 Access to the full text of the published version may require a subscription.
Rights	© 2011 IEEE. Personal use of this material is permitted. Permission from IEEE must be obtained for all other uses, in any current or future media, including reprinting/republishing this material for advertising or promotional purposes, creating new collective works, for resale or redistribution to servers or lists, or reuse of any copyrighted component of this work in other works.
Item downloaded from	http://hdl.handle.net/10468/404

Downloaded on 2018-08-16T08:05:44Z



© 2011 IEEE. Personal use of this material is permitted. Permission from IEEE must be obtained for all other uses, in any current or future media, including reprinting/republishing this material for advertising or promotional purposes, creating new collective works, for resale or redistribution to servers or lists, or reuse of any copyrighted component of this work in other works.

R.P. Webb, J.M. Dailey, R.J. Manning, G.D. Maxwell, A.J. Poustie, S. Lardenois, R. Harmon, J.Harrison, G. Kopidakis, E. Athanasopoulos, A. Krithinakis, F. Doukhan, M. Omar, D. Vaillant, F. Di Nallo, M. Koyabe, and C. Di Cairano-Gilfedde, "All-Optical Header Processing in a 42.6Gb/s Optoelectronic Firewall", *Journal of Selected Topics in Quantum Electronics*, *Invited, Accepted for publication*, 2011.

<http://ieeexplore.ieee.org/stamp/stamp.jsp?tp=&arnumber=5770169>

All-Optical Header Processing in a 42.6Gb/s Optoelectronic Firewall

Roderick P. Webb, James M. Dailey, *Member, IEEE*, Robert J. Manning, *Member, IEEE*, Graeme D. Maxwell, Alistair J. Poustie, *Member, IEEE*, Sebastien Lardenois, *Member, IEEE*, Robert Harmon, James Harrison, Georgios Kopidakis, Elias Athanasopoulos, Antonis Krithinakis, Francis Doukhan, Mohamed Omar, Dominique Vaillant, Frédéric Di Nallo, Martin Koyabe and Carla Di Cairano-Gilfedder

Abstract—A novel architecture to enable future network security systems to provide effective protection in the context of continued traffic growth and the need to minimise energy consumption is proposed. It makes use of an all-optical pre-filtering stage operating at the line rate under software control to distribute incoming packets to specialised electronic processors. An experimental system that integrates software controls and electronic interfaces with an all-optical pattern recognition system has demonstrated the key functions required by the new architecture. As an example, the ability to sort packets arriving in a 42.6Gb/s data stream according to their service type was shown experimentally.

Index Terms— internet security, pattern matching, optical logic devices, integrated optics.

I. INTRODUCTION

MANY commercial networks, Internet exchanges and even portals are starting to utilise high-speed links at the wide area network (WAN) edge in order to accommodate the exponential increase (around 60% per year [1]) in traffic as broadband access speeds and penetration rates grow. Maintaining effective protection of the high speed WAN edge is placing correspondingly growing demands on the firewall as links with speeds of 40Gb/s and greater are adopted. The provision of effective traffic monitoring and filtering capability must be achieved at these very high rates without compromising performance. Rather, the growing

sophistication of insidious and malicious network attacks will require a greater degree of design flexibility from future firewalls and other security monitoring systems than is currently available. They should, for example, be capable of supporting Layer 7 (application layer) deep packet inspection, a critical feature for eliminating some classes of unwanted traffic. It is essential, therefore, to begin to consider the next generation of protection systems that will have to cope with data rates approaching 1 Tb/s while still allowing network operators to choose the appropriate policy controls and filtering rules and maintaining both efficiency and performance.

It is clear therefore that the demands placed on network security systems, which already present a formidable processing challenge, will continue to increase. Although the capacity of electronic processors is also growing, it is at the cost of increased power consumption and the current growth-rate of energy usage in telecommunications networks is unsustainable [2]. Future systems will have to adopt a radically new approach.

Past claims that systems based on fast all-optical gates would satisfy future requirements for high-speed general purpose processors overlooked the large footprint and high power requirements of such gates and have long been abandoned. However, semiconductor optical amplifier (SOA)-based gates operating at 40Gb/s have power requirements comparable with electronic gates working at the same speed and have the potential for much higher switching rates [3, 4]. Therefore, for those processes that require the combination of a small number of gates and very high operating speed, optical implementation can offer advantages over electronics. Part of the benefit arises from removing the need for optical-electronic conversion before operating on incoming optical data, and for the reverse conversion if internal optical interconnects are used.

The complementary regimes where optical and electronic processing offer the greatest benefit, namely fast, low-complexity operations for optics and slower, almost arbitrarily complex operations for electronics, invite consideration of the optimum way to combine the advantages of both. In the context of a future security application, this can be achieved by employing an initial all-optical pre-processing stage to

Manuscript received November 12, 2010. This work was supported by the European Union project WISDOM and by the Science Foundation Ireland grant 06/IN/1969.

R. P. Webb, J. M. Dailey and R. J. Manning are with the Tyndall National Institute, University College Cork, Lee Maltings, Cork, Ireland (email rod.webb@tyndall.ie).

G. D. Maxwell, A. J. Poustie, S. Lardenois, R. Harmon and J. Harrison are with the Centre for Integrated Photonics (CIP) Ltd, B55 Adastral Park, Martlesham Heath, Ipswich IP5 3RE, UK.

G. Kopidakis, E. Athanasopoulos and A. Krithinakis are with the Institute of Computer Science (ICS), Foundation for Research and Technology - Hellas (FORTH), P.O. Box 1385, GR-711 10, Heraklion, Crete, Greece and University of Crete.

F. Doukhan, M. Omar, D. Vaillant and F. Di Nallo, were formerly with Avanex OIF SAS, 16 avenue du Quebec, 91140 Villebon sur Yvette, France.

M. Koyabe and C. Di Cairano-Gilfedder are with British Telecom (BT), B62/B54 Adastral Park, Martlesham Heath, Ipswich IP5 3RE, UK.

carry out a simple filtering or sorting operation at the line rate, followed by parallel electronic processors to perform more complex operations at a lower rate.

The development of an optoelectronic firewall with such a structure that is capable of providing efficient protection for the networks of the future has been the subject of the European Union project WISDOM [5]. The application of all-optical processing to the management of optical packets continues to be an active field [6-8], but this project is believed to be the first to tackle security issues in packet-based networks. The remainder of this paper introduces the architecture proposed for firewalls and related security monitoring systems, describes the demonstration system constructed to test the key functions required by the novel architecture and presents experimental confirmation of their operation.

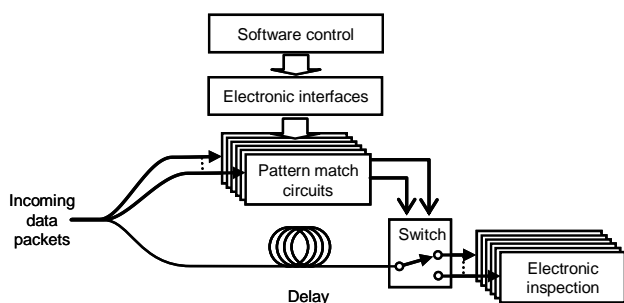


Fig. 1. Architecture of proposed optoelectronic firewall. Arriving packets are categorised and directed to the appropriate electronic processors by an optical pre-filter stage (e.g. set of pattern matching circuits) under software control.

II. ARCHITECTURE OF PROPOSED OPTOELECTRONIC FIREWALL

In order to exploit effectively both the ability of optical logic systems to operate at the line rate directly on data in the optical domain and the greater functionality of electronic processing, an architecture that combines both is proposed. It comprises an initial optical packet classification stage followed by specialised electronic processors that perform detailed inspections on each class of packets (Fig. 1).

The packet classifier takes advantage of the speed of optical gates to operate on all incoming packets, but performs only simple inspections that require a small number of gates. These inspections might take the form of pattern matching to selected fields in the header. Fig. 1 shows multiple, single-channel pattern matching circuits of the type demonstrated in the experiment described later, but multi-channel pattern matchers or other packet classification techniques could also be used to advantage. The packet classifier should be reconfigurable under software control to provide the flexibility to enable the firewall to respond to varying threats and types of traffic.

This architecture is equally applicable to network intrusion detection systems (IDS), which form another important part of the armoury for defence against malicious attacks. They inspect network traffic by performing sophisticated signature-based or anomaly-based detection. In a typical IDS, security threats are identified by matching network packets against a

predefined rule-set. Real network traffic analysis shows that, although the majority of rules involve packet payload inspection, the vast majority of security alerts originate from inspection of the packet header alone. In this work we show that it is possible to pre-filter packets by all-optical processing of the headers.

Optical inspection of specific header fields, such as the IP protocol or the port, can be used to sort traffic according to service type (e.g. web, email, etc) for further scrutiny by dedicated electronic processors. The subsequent electronic processors each operate on a sub-set of the arriving packets, thus reducing demands on their processing speed. They can also be more specialised, since each operates only on one service type, and inspections inappropriate to that type can be omitted. Previous pre-filtering approaches, using conventional electronic hardware and software, such as header classification [9], grouping packets according to packet header fields (e.g. destination port) [10] and active traffic splitting [11] have demonstrated greatly improved processing throughput and performance of IDS. It is envisaged that proposed architecture will extend these benefits to security systems protecting networks with higher line rates.

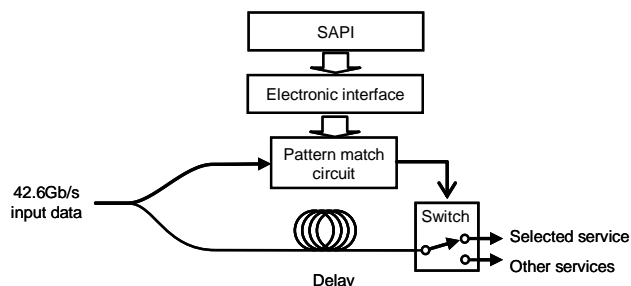


Fig. 2. Experimental system for sorting packets into two categories, e.g. emails and other services. The security application programming interface (SAPI), electronic interface, pattern match circuit and switch control circuit were experimentally demonstrated.

III. EXPERIMENTAL SYSTEM

The experimental system consisted of a single, high-speed all-optical pattern recogniser, together with electronic interfaces for generating the target pattern and controlling the optical gates, software controls and a driver for the packet sorting switch (Fig. 2). The system was therefore equipped to sort incoming packets into two classes, e.g. emails and other traffic, and thus demonstrate all the key novel features of the firewall architecture. The optical system employed SOA-based gates which were switched by optical pulses. The input data used in the experiment was therefore modulated with return-to-zero on-off keying (RZ-OOK). Phase-modulated data could be accommodated by the addition of an initial phase-to-amplitude convertor.

The pattern recogniser employed a recursive operational technique to progress towards the pattern match result. The section of the incoming data to be searched, for this application part of a packet header, was repeated N times, where N was the length of the target pattern. In a practical system, the repetition would be accomplished by switching the

chosen search field into a recirculating loop, but in this experiment the loop was emulated by a pattern generator. During each cycle, or processing frame, the search field was compared with one bit of the target pattern by an exclusive-NOR gate (XNOR, i.e. inverse exclusive-OR). The result was AND-gated with the output from the previous frame, which was returned through a feedback loop incorporating a regenerator (Fig. 3). Thus, the match between the data and the target was built up one bit at a time until, in the final frame, the output contained an optical pulse wherever the complete target occurred in the data. (A more detailed description and explanation of the pattern recognition system has been published previously [12].)

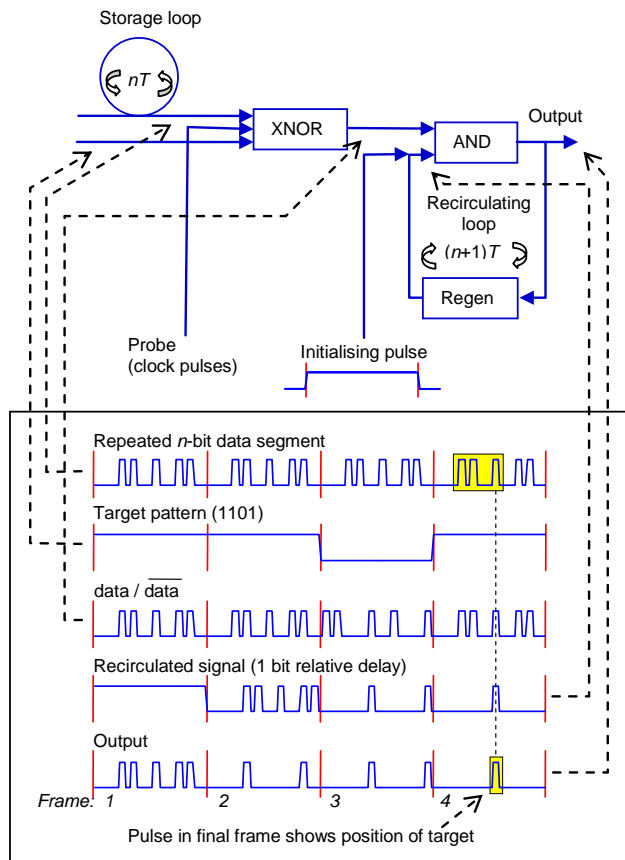


Fig. 3. Logic circuit of the pattern recognition system with example waveforms. n is the number of bits in a frame (the search field) and T is the bit period.

This pattern recognition scheme offered a number of advantages for the firewall application. It required only a small number of gates (three, with additional gates for the storage loop) and the number was independent of the length of the target pattern. The target was generated at a substantially lower speed than the line rate, 1 bit per repetition of the search field, and did not have to be synchronised at the bit level with the incoming data. It could therefore be readily produced by an electronic interface driving a low-cost modulator. It could also be simply reprogrammed by loading new data into the interface. The output of the system not only indicated the presence but also the temporal position of the target in the search field, allowing occurrences in non-significant locations

to be ignored by gating the output with a synchronisation pulse [12]. Finally, the time taken for the search process, though increased by the use of recursion, would normally be less than the duration of a packet and thus would not restrict throughput. For example, matching a 16-bit port number to a 16-bit target would require a minimum of 256 bit periods to complete. The shortest TCP/IP packet, an acknowledgement, is 320 bits long and many IP packets have a length of 4000 bits (500 bytes).

A versatile simulation environment, Wsim, for logic-level emulation of optical gates was developed for bit-by-bit testing of the pattern recognition algorithm [13,14]. Reconfiguration of the optical circuit was supported and a range of visualisation tools was provided for examination of the results. Extensive simulations were carried out using data traces collected from real traffic and representative port or protocol numbers as targets. Wsim was accessed through a security application programming interface (SAPI) that also communicated with the experimental hardware. It too was developed specifically for this project and its user interface provided a convenient means for comparing simulation with experiment.

The optical gates in the experimental system were Mach-Zehnder interferometers (MZI) with nonlinear SOAs in each arm [15]. In all three gates, the line-rate control signals were divided into push and pull inputs [15], which co-propagated with the probe inputs for maximum switching speed (Fig. 4). Control and probe signals therefore had to be at different wavelengths to facilitate their separation after the gate. For this reason, a regenerator was included in the feedback path from the output of the AND gate to its control input. The XNOR gate differed from previously reported high-speed XOR gates [16-18] in that it was comparing input data at the line rate with the target input at a much lower speed. Push-pull operation was therefore neither necessary nor even possible for the target input and there was no penalty for connecting it in the counter-propagating direction. Similarly, the AND gate required a long initialisation pulse to allow data in the first frame to enter the feedback loop. In this case too, it was convenient to connect the low-speed input in the counter-propagating direction and avoid the need to add an extra coupler to the input side of the gate.

All three MZI-SOA gates were hybrid integrated devices incorporating silica-on-silicon optical waveguides for the passive sections and InP-based SOAs [8]. The passive waveguides included an integrated time delay for the push-pull operation of the gate and a variable power splitter to control the optical control signal power reaching each SOA. The SOAs were designed and optimised for nonlinear operation [19] and had high optical gain, long path interaction lengths ($>2\text{mm}$) and very short ($<10\text{ps}$) $1/e$ gain recovery times.

In addition to the integrated gates, the feedback loop contained a number of discrete components which increased its length and led to a frame length of 144ns (6144 bit periods) for the experimental system. A fully integrated system would not be limited by, for example, fibre pigtail lengths and the

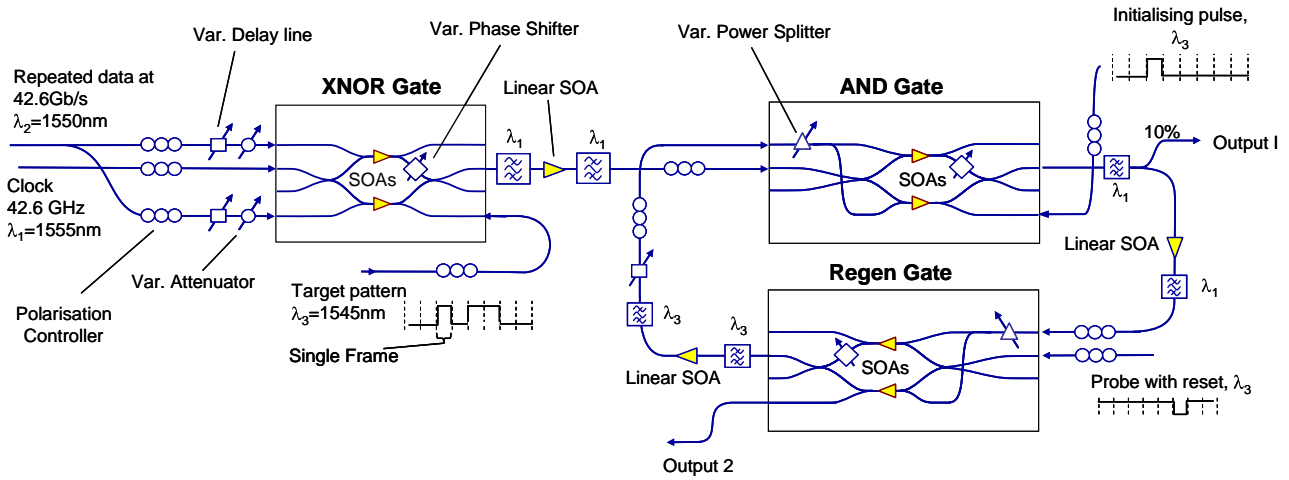


Fig. 4. Experimental implementation of the optical pattern recognition system.

frame length could be the minimum necessary to accommodate the search field which would reduce the processing time.

Target patterns were selected from a list of common port numbers held in the SAPI or entered manually and downloaded to a purpose-built electronic board that generated the target waveform. The 8, 16 or 32-bit target word was loaded into a circular register from which it was clocked out at a rate to match the optical loop length. The board also produced initialisation and reset pulses synchronised with the target pattern. In order to obtain optical waveforms, these three signals drove modulators connected to the outputs of CW lasers. Rise and fall times were 134 and 150ps respectively. Because the transition times were longer than the bit-period of the incoming data (23ps), a guard interval was left between repetitions of the search field during which invalid outputs were ignored. A separate electronic interface was developed to control the operating conditions of the SOA-based gates (i.e. the bias currents, phase adjusters and temperature stabilisation).

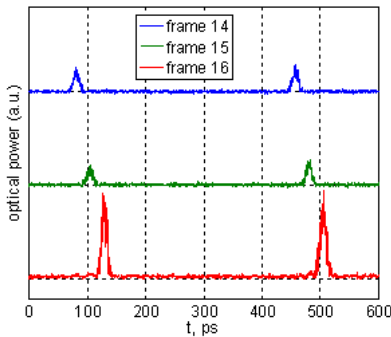


Fig. 5. Waveforms from output 2 (Fig. 4) passed through a bandpass filter with a red offset from λ_1 . Pulses from the final three frames are shown to the same scale. The gain of the regenerator was enhanced by 5dB during the final frame when the probe was reset.

The detection of the target pattern was indicated by a short-duration optical pulse in the final frame, but pulses in previous frames represent intermediate results which had to be ignored. The selector switch (Fig. 2) had to be set to the appropriate state and held while the packet passed to the chosen output

port. Hence it was necessary to isolate the final frame and convert the pulse, if present, to an electrical pulse having the same duration as the packet in order to control the switch. This was achieved by enhancing the optical gain in the final frame and defining a time window with an electronic gate.

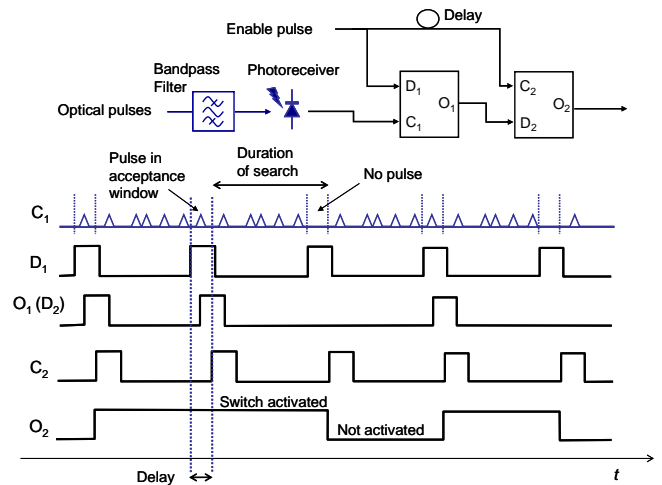


Fig. 6. Selector switch control circuit. Output pulses from the optical pattern recognition system pass through a red-shifted bandpass filter before detection to enhance contrast. The 3GHz photoreceiver is connected to the clock input (C_1) of the first D-type flip-flop. If a pulse arrives while input D_1 is high, the output O_1 goes high. The state of O_1 is transferred to the output of the second D-type, O_2 , when the rising edge of the enable pulse reaches C_2 after the delay. Thus an acceptance window is defined by the interval between the arrival of the enable pulse at D_1 and its arrival at C_2 . An input pulse received during this window causes the circuit output to go high and remain so until the next enable pulse. (Any pulse received while D_1 is low serves to reset the first D-type.)

Gain enhancement was a secondary effect of the reset pulse applied to the regenerator. During the final frame, the CW probe input to the regenerator was interrupted to prevent any pulses from being returned to the AND gate and interfering with the processing of the next packet. Removal of the probe resulted in partial gain recovery in the SOAs and an increase in the amplitude of the control pulses observed at the regenerator monitor point (output 2 in Fig. 4). The self phase modulation on the control pulses was also increased and the use of a red-shifted bandpass filter further improved the

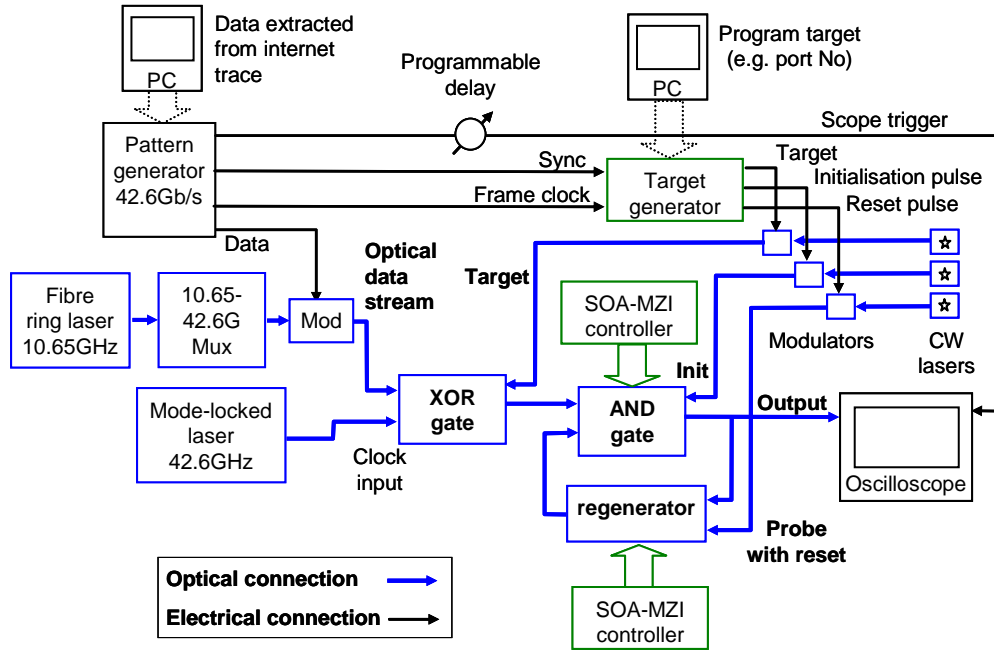


Fig. 7. Complete experimental packet sorting system.

contrast of pulses in the output frame (Fig. 5). The output pulses were detected and broadened by a 3GHz receiver and an electronic circuit comprising two D-type flip-flops responded to pulses only within a defined time-window and held the result for the duration of the packet (Fig. 6). The selector switch control circuit was successfully demonstrated with pulses from the pattern recogniser output, but not used for the experiment described below. (Following a reconfiguration of the optical system, output 2 was no longer available.)

A schematic diagram of the overall experimental system is shown in Fig. 7. Data representing the repeated search fields of a stream of input packets was programmed into a 42.6Gb/s pattern generator. Because the storage loop for repeating the search field was not physically implemented in the experiment, its output was emulated by including repetitions of each packet header in the programmed data. The pattern generator output modulated a stream of 2ps pulses at 1550nm from a fibre ring laser multiplexed up to 42.6GHz. A mode-locked semiconductor laser provided a 42.6GHz clock train of 2.4ps pulses at 1555nm which served as the probe for the XNOR gate. The target generator described above was synchronised with the repetitions of the input data and produced the target pattern and other low-speed inputs required by the pattern recognition system (Fig. 4). The output (output 1 in Fig. 4) was observed with an oscilloscope triggered through a programmable delay to facilitate selection of the desired packet and frame from the output trace.

IV. EXPERIMENT AND RESULTS

The exercise chosen to demonstrate optical pre-filtering in a firewall was to select packets according to the type of service, which can be achieved by searching for the appropriate value of the 16-bit port number. The data stream was derived from a

real-world trace of traffic in an educational institute network connecting about 1000 hosts. The distributions of the port and protocol numbers were recorded for later analysis and their values were copied from the trace to 32-byte headers constructed for the experiment (Fig. 8a). (The remaining bytes were given arbitrary values.)

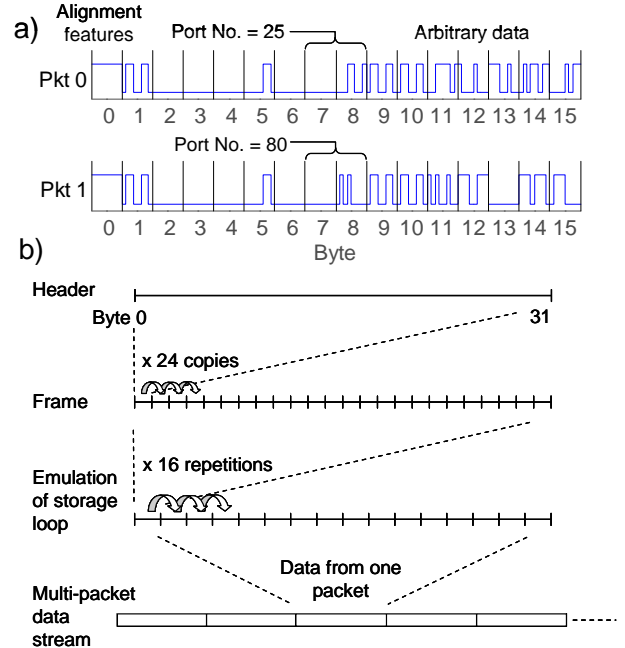


Fig. 8. Data stream assembly: a) First 16 bytes of the 32-byte artificial headers used in the experiment with port numbers 25 and 80. b) Each header was replicated 24 times to fill the frame and each frame was repeated 16 times to emulate the storage loop. Similar blocks of data were generated for each packet.

The header duration of 6ns was much shorter than the experimentally realised feedback loop length, so each header was repeated 24 times to create a frame of 144ns. To search

for a 16-bit target, each frame must be repeated 16 times, so 16 copies of the frame were made in order to emulate the action of the storage loop. Further blocks of data were assembled in the same way to represent the required number of packets and the resulting bit stream was uploaded to the pattern generator (Fig. 8b).

First, data was generated from a single packet that contained the port number for email (SMTP), $00000000\ 00011001$, the binary equivalent of 25, and the SAPI was used to set the target to the same value. The output of the pattern recognition system was observed and extracts from each frame are shown in Fig. 9. Each mark indicated where a match to the target bits so far presented to the system was found in the data. Thus the first frame showed all the zeros in the data (the most significant target bit was presented first) and was therefore the inverse of the input data (some isolated zeros were not resolved by the oscilloscope on this scale). The second frame showed all occurrences of a pair of zeros. Frame 12 showed occurrences of a one preceded by 11 zeros and so on. The final frame clearly showed the presence of the complete target. Note that a match to the first 15 bits was found 0.5ns before the port number, but this partial match was unambiguously rejected in the final frame.

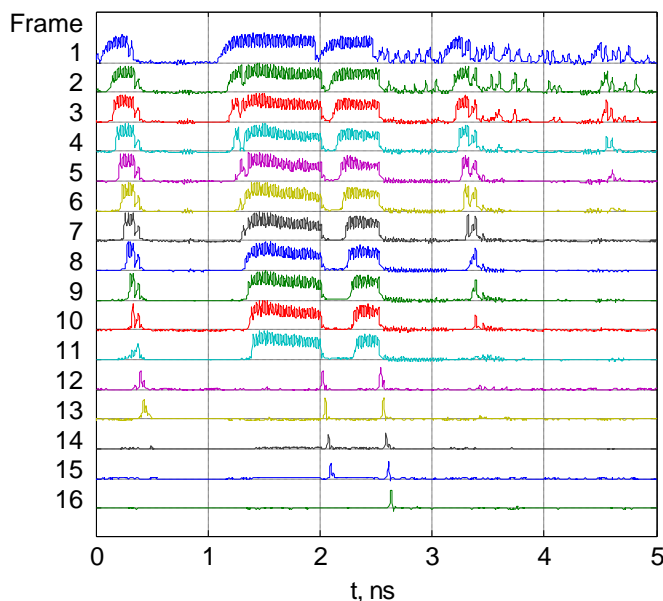


Fig. 9. Pattern recognition system output showing successive output frames during the identification of the email port number, $00000000\ 00011001$ (binary equivalent of 25).

Then a second packet was added to the data stream containing the port number $00000000\ 01010000$ (binary equivalent of 80, indicating http service). With the target unchanged, the outputs for the first packet remained the same. The output frames for the second packet are shown in Fig. 10. Here, the final frame contained only zeros, correctly showing that there was no match between the target and the data. A further data stream was generated from 16 packets, including nine email packets with the port number 25. The remaining packets had port numbers 21, 80 or 2256. Examination of the final output frame for each packet showed that the system had

correctly identified the nine emails. Several other target values were also programmed and correct recognition was observed in each case. The accuracy of the pattern recognition system when searching for arbitrarily chosen targets ranging in length from 8 to 256 bits had been confirmed previously [12].

V. CONCLUSIONS

A new architecture has been proposed to enable future firewalls and network monitors to provide protection for systems with data input line rates of 40Gb/s or more. It employs an optical pre-filtering stage operating at the line rate to sort incoming packets in order to allow the subsequent electronic processing stages to be made more specialised, and thus simpler and more power efficient. In an experimental demonstration operating at 42.6Gb/s, packets derived from an internet trace were sorted into two categories according to their service type by an all-optical pattern recognition system under software control. Both the proposed architecture and the experimental demonstration show how the optical, electronic and software processing domains can be combined to exploit the speed of operation or degree of complexity available with each.

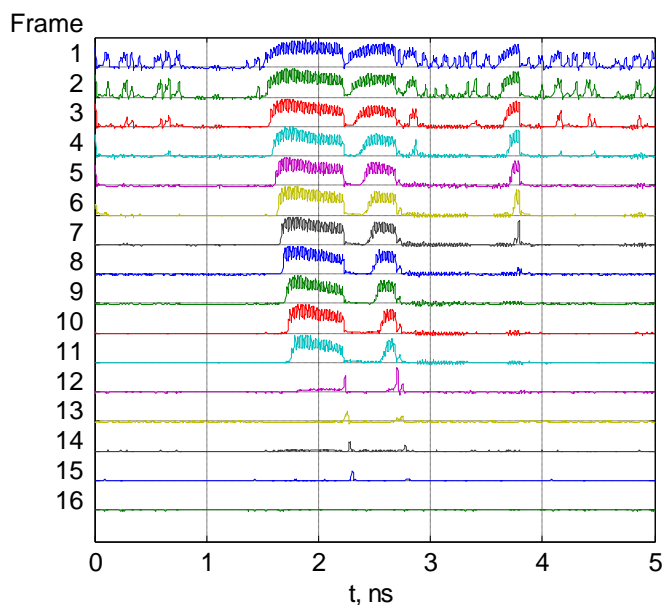


Fig. 10. Successive output frames from the second packet. Here the zeros in the final frame show that the port number in the data stream, $00000000\ 01010000$ (binary equivalent of 80), did not match the target, $00000000\ 00011001$ (binary equivalent of 25).

REFERENCES

- [1] R. W. Tkach, "Network Traffic and System Capacity: Scaling for the Future," presented at European Conference on Optical Communications, Turin, Italy, Sep. 19-23, 2010, paper We.7.D.1.
- [2] Y. Zhang, P. Chowdhury, M. Tornatore, and B. Mukherjee, "Energy Efficiency in Telecom Optical Networks," *IEEE Communications Surveys & Tutorials*, to be published (available online).
- [3] Y. Liu, E. Tangdionga, Z. Li, S. Zhang, H. de Waardt, G. D. Khoe and H. J. S. Dorren, "160 Gbit/s Wavelength Conversion Using Ultra-fast Dynamics in an SOA", presented at European Conference on Optical Communications, Glasgow, Scotland, Sep. 25-29, 2005, paper We1.5.4.
- [4] R. J. Manning, R. Giller, X. Yang, R. P. Webb and D. Cotter, "Faster Switching with Semiconductor Optical Amplifiers," presented at

Photonics in Switching, San Francisco CA, USA, 19-22 Aug. 2007 pp. 145 – 146.

- [5] WISDOM website: <http://www.ist-wisdom.org>
- [6] M. Usami and D. Blumenthal, "Optical Signal Processing: The Roadmap towards High-Speed Optical Packet/Burst Switching," presented at European Conference on Optical Communications, Vienna, Austria, Sep. 20-24, 2009, paper Tu 5.6.1.
- [7] F. Ramos, E. Kehayas, J. M. Martinez, R. Clavero, J. Marti, L. Stampoulidis, D. Tsiokos, H. Avramopoulos, J. Zhang, P. V. Holm-Nielsen, N. Chi, P. Jeppesen, N. Yan, I. Tafur Monroy, A. M. J. Koonen, M. T. Hill, Y. Liu, H. J. S. Dorren, R. Van Caenegem, D. Colle, M. Pickavet, and B. Ripsati, "IST-LASAGNE: Towards All-Optical Label Swapping Employing Optical Logic Gates and Optical Flip-Flops," *Journal of Lightwave Technology*, vol. 23, pp. 2993-3011, Oct., 2005.
- [8] L. Stampoulidis, D. Apostolopoulos, D. Petrantonakis, P. Zakynthinos, P. Bakopoulos, O. Zourarakis, E. Kehayas, A. Poustie, G. Maxwell and H. Avramopoulos, "Enabling Tb/s photonic routing: Development of advanced hybrid integrated photonic devices to realize high-speed, all-optical packet switching," *IEEE Journal of Selected Topics in Quantum Electronics*, vol. 14, p.849 (2008).
- [9] V. Dimopoulos, G. Papadopoulos, and D. Pnevmatikatos, "On the importance of Header Classification in HW/SW Network Intrusion Detection Systems," PCI 2005, LNCS 3746, pp. 661-671, 2005.
- [10] A. Papadogiannakis, D. Antoniadis, M. Polychronakis, and E. P. Markatos, "Improving the Performance of Passive Network Monitoring Applications using Locality Buffering," in Proceedings of 15th Annual Meeting of the IEEE International Symposium on Modeling, Analysis, and Simulation of Computer and Telecommunication Systems (MASCOTS), pp. 151-157, 2007.
- [11] K. Xinidis, I. Charitakis, S. Antonatos, K. G. Anagnostakis, and E. P. Markatos, "An Active Splitter Architecture for Intrusion Detection and Prevention," *IEEE Transactions on Dependable and Secure Computing*, vol.3, pp. 31-44, 2006.
- [12] R. P. Webb, X. Yang, R. J. Manning, G. D. Maxwell, A. J. Poustie, S. Lardenois and D. Cotter, "All-Optical Binary Pattern Recognition at 42 Gb/s," *Journal of Lightwave Technology*, vol. 27, pp. 2240-5, Jul. 1, 2009.
- [13] A. Krithinakis, L. Stroetmann, E. Athanasopoulos, G. Kopidakis, E. P. Markatos. "WSIM: A software platform to simulate all-optical security operations," in Proceedings of the 2nd European Conference on Computer Network Defense (EC2ND), pp. 41-27, 2008.
- [14] E. Athanasopoulos, A. Krithinakis, G. Kopidakis, G. Maxwell, A. Poustie, R. Manning, R. Webb, M. Koyabe, C. Di Cairano-Gilfedder, "WISDOM: Security-Aware Fibres," in Proceedings of the 2nd ACM European Workshop on System Security (EUROSEC), pp. 22-27, 2009.
- [15] Y. Ueno, S. Nakamura, and K. Tajima, "Nonlinear phase shifts induced by semiconductor optical amplifiers with control pulses at repetition frequencies in the 40–160-GHz range for use in ultrahigh-speed all-optical signal processing," *J. Opt. Soc. Am. B*, vol. 19, pp. 2573-89 Nov. 2002.
- [16] H. Chen, G. Zhu, Q. Wang, J. Jaques, J. Leuthold, A. B. Piccirilli, N. K. Dutta, "All-optical logic XOR using differential scheme and Mach-Zehnder interferometer," *Electronics Letters*, vol. 38, pp. 1271-3, Oct. 2002.
- [17] R. P. Webb, R. J. Manning, G. D. Maxwell, A. J. Poustie, "40 Gbit/s all-optical XOR gate based on hybrid-integrated Mach-Zehnder interferometer," *Electronics Letters*, vol. 39, pp. 79-81, Jan. 2003.
- [18] J. M. Dailey, S. K. Ibrahim, R. J. Manning, R. P. Webb, S. Lardenois, G. D. Maxwell and A. J. Poustie, "42.6 Gbit/s fully integrated all-optical XOR gate", *Electronics Letters*, vol. 45, pp. 1047-9, Sep. 2009.
- [19] A. Poustie, "Highly integrated InP-based subsystems for all-optical processing", tutorial OWW1, OFC 2010, San Diego, U.S.A. (2010).



Roderick P. Webb received the B.Sc. and Ph.D. degrees in electrical engineering from the Imperial College, London, England, in 1973 and 1993 respectively. He also gained a B.A. from the Open University, Britain, in 1986 for studies in subjects ranging from the humanities to cosmology.

He joined BT Laboratories in 1973 and worked on many aspects of optical transmission systems, on neural networks and on semiconductor optical amplifiers (SOAs) and while there he demonstrated the first all-optical regenerator based on an SOA. For some of this time he was also an

Associate Lecturer with the Open University teaching artificial intelligence and electronics. In 2000, he moved to the Corning Research Centre, England, to work primarily on the 40Gb/s all-optical regenerator project, where he invented a 40Gb/s XOR gate. He was one of the founding members of Photonic Systems Group set up in 2003 by Prof. Cotter at the Tyndall National Institute and Department of Physics, University College Cork, Ireland, where he continues to work as a Senior Researcher. His current research goals include improving the performance of SOA-based logic gates and putting them to use in telecommunications applications. He has published over 100 journal papers, conference papers and patents.



James M. Dailey (M'06) was born in Reading, PA, USA in May 1979. He earned his B.S., M.S., and Ph.D. degrees in electrical engineering from Lehigh University, Bethlehem, PA, USA in 2001, 2006, and 2008, respectively.

Following his B.S. he worked for 2 years at Essex Corp in Columbia, MD as an Engineer characterizing novel DWDM technologies, after which he returned to Lehigh for graduate school. He is currently employed as a Post-Doctoral Researcher at the Tyndall National Institute in Cork, Ireland. Research interests include optical communications and the use of semiconductor optical amplifiers in signal processing applications.

Robert J. Manning (M'01) graduated with a BSc in physics (first class honours) in 1975 from Imperial College, London, and obtained a PhD in laser physics in 1982, also from Imperial College.

He joined RSRE, Malvern in 1982, where he studied picosecond carrier dynamics of bulk and quantum well semiconductors using mode-locked lasers. He developed techniques to measure cross-well transport of electrons in quantum well devices, both without and with an applied electric field. In 1989 he joined British Telecom Laboratories at Martlesham Heath, Ipswich, where he worked on optical non-linearities in a variety of materials for all-optical signal processing applications. He was part of the group that discovered high-speed switching effects in semiconductor optical amplifiers (SOAs). Upon joining Corning in 2000, after their acquisition of the optics group of which he was a part, he continued the development of all-optical switching devices based upon SOAs. This led to the realisation of a hybridly integrated 40 Gbit/s all-optical regenerator. The same device was used to demonstrate a 40 Gbit/s all-optical XOR gate. He is now a Principal Investigator in the Photonic Systems group at Tyndall National Institute, Ireland, where he is continuing to pursue his interests in high speed dynamics in SOAs for optical logic applications. Dr Manning has published over 150 journal and conference papers.

Dr Manning is a member of the Optical Society of America, the Institute of Physics and is a Chartered Physicist.



Graeme D. Maxwell has a PhD from Glasgow University, Scotland, in flame hydrolysis deposition

He leads the activity responsible for hybrid integration of active and passive components at the Centre for Integrated Photonics (CIP), including hybrid device design, planar silica fabrication and assembly of hybrid devices. He is a renowned authority on hybrid integration and PLC technology and was part of the management team that built up the business case to establish CIP. Prior to CIP, Graeme worked for BT Research Labs at Martlesham Heath, Ipswich from 1989. In 1997 he was made Head of Technology Research Group, BT Laboratories. In this role he had responsibility for the research in planar silica, silica fibre, semiconductor opto-electronics, micro-machining. During this time he was responsible for down-streaming the planar silica technology from BT to the start-up company Kymata (now owned by Gemfire), and received BT's Directorate Achiever Award in recognition. In 2000 when Corning took over the BT facility, he became the Department Manager for Hybrid Integration Research and became responsible for hybrid integration, passive planar devices, silicon micro-machining, packaging and electron beam lithography. During his time in Corning, he had global responsibility for hybrid integration, and was part of the team responsible for setting Corning's strategy for planar devices and technology.

Dr. Maxwell has filed more than 15 patents and authored over 48 papers and is a member of the technical committee for ECTC.



Alistair J. Poustie (M'06) received the B.Sc. and Ph.D. degrees in physics & theoretical physics from the University of St. Andrews, Scotland in 1986 and 1990 respectively.

He joined BT Laboratories in 1990 and was engaged in research into quantum states of light, nonlinear optics and all-optical signal processing. In 2000 he joined Corning and continued research on optical processing

using semiconductor optical amplifiers. In 2003 he was part of the founding team of the Centre for Integrated Photonics, Ipswich, U.K., where he is Optical Systems Manager. His current research interests include hybrid integrated photonic modules and their applications. He has published over 130 journal papers, conference papers and patents.

Dr. Poustie is a member of the Optical Society of America, a chartered Physicist and a Fellow of the Institute of Physics.

Biographies not available for the other authors