

**UCC Library and UCC researchers have made this item openly available.
 Please [let us know](#) how this has helped you. Thanks!**

Title	Natural carbonized sugar as a low-temperature ammonia sensor material: experimental, theoretical and computational studies
Author(s)	Ghule, Balaji G.; Shaikh, Shoyebmohamad F.; Ekar, Satish U.; Nakate, Umesh Tukaram; Gunturu, Krishna Chaitanya; Shinde, Nanasaheb; Naushad, Mu; Kim, Kwang Ho; O'Dwyer, Colm; Mane, Rajaram
Publication date	2017-11-20
Original citation	Ghule, B., Shaikh, S. F., Ekar, S., Nakate, U. T., Gunturu, K. C., Shinde, N., Naushad, M., Kim, K. H., O'Dwyer, C. and Mane, R. (2017) 'Natural carbonized sugar as a low-temperature ammonia sensor material: experimental, theoretical and computational studies', ACS Applied Materials and Interfaces, 9(49), pp. 43051–43060. doi:10.1021/acsami.7b13122
Type of publication	Article (peer-reviewed)
Link to publisher's version	http://dx.doi.org/10.1021/acsami.7b13122 Access to the full text of the published version may require a subscription.
Rights	© 2017, American Chemical Society. This document is the Accepted Manuscript version of a Published Work that appeared in final form in ACS Applied Materials and Interfaces © American Chemical Society, after peer review and technical editing by the publisher. To access the final edited and published work see http://pubs.acs.org/doi/10.1021/acsami.7b13122
Embargo information	Access to this article is restricted until 12 months after publication by request of the publisher.
Embargo lift date	2018-11-20
Item downloaded from	http://hdl.handle.net/10468/5210

Downloaded on 2021-05-08T13:44:05Z

Supporting Information:

Natural Carbonized Sugar as a Low-temperature Ammonia Sensor Material: Experimental, Theoretical and Computational Studies

*Balaji G. Ghule, Shoyebmohamad Shaikh, Satish U. Ekar, Umesh Nakate, Krishna Chaitanya
Gunturu, Nanasheeb M. Shinde, Mu. Naushad, Kwang Ho Kim, Colm O'Dwyer, and Rajaram S.*

Mane

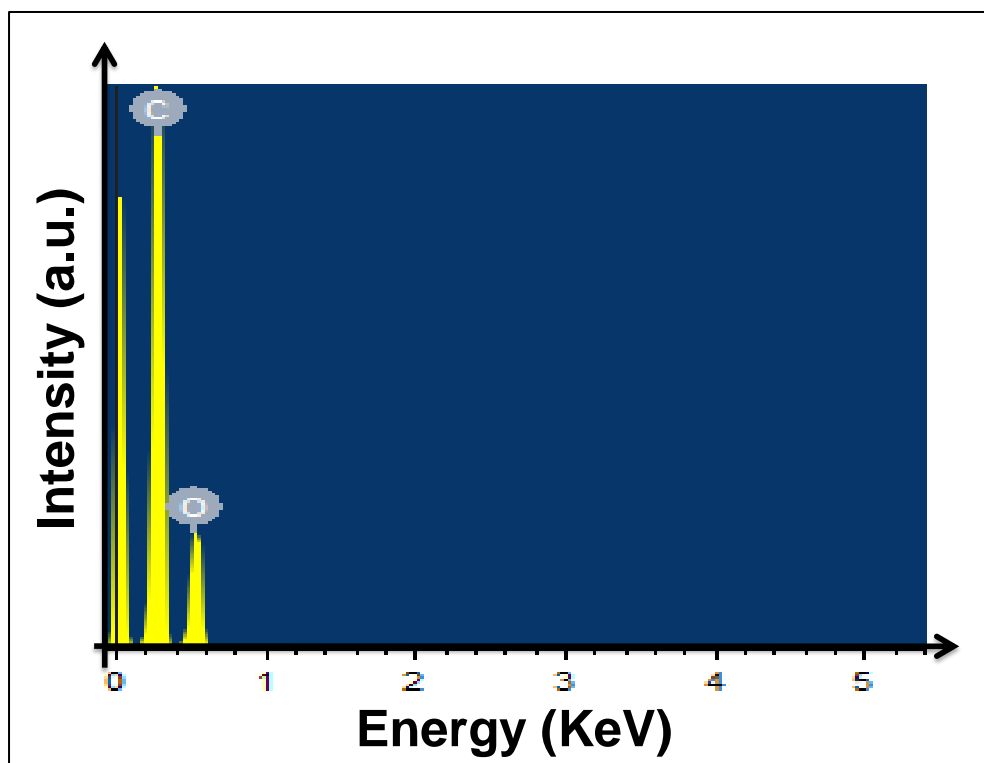


Figure S1: EDX analysis of CS sample showing presence of only carbon and oxygen without any other impurities.

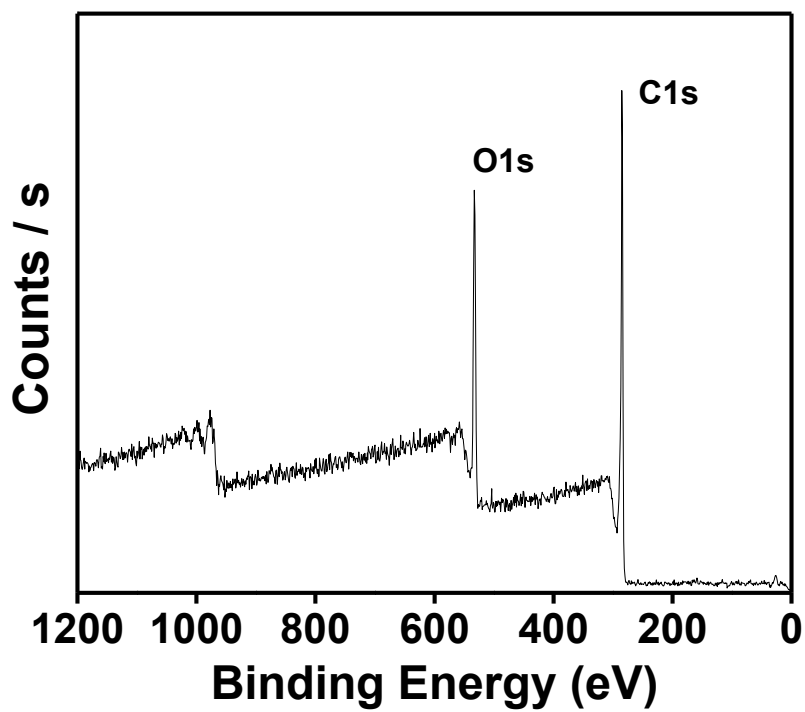


Figure S2: XPS survey of CS sample showing presence of only carbon and oxygen without any other impurities.

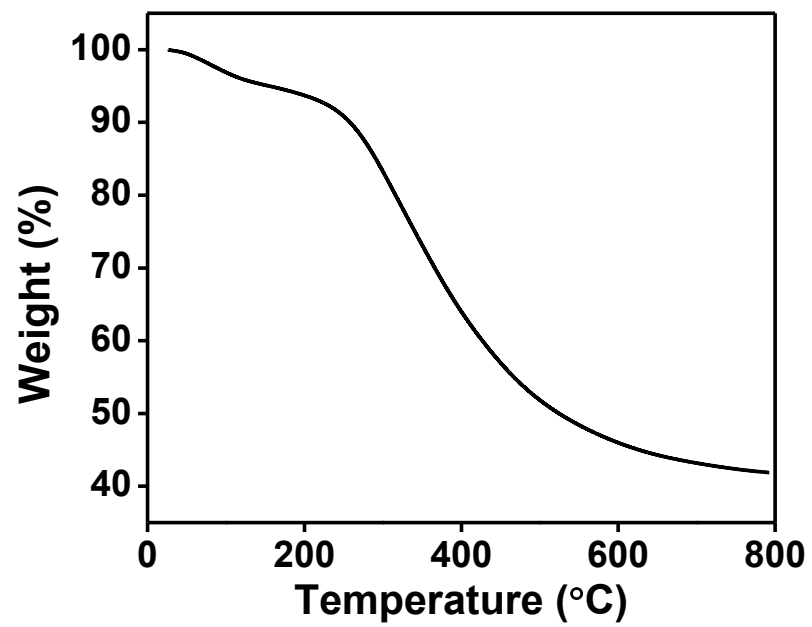


Figure S3: TGA of CS sample showing loss of material with respect to temperature.