

<b>Title</b>	Contact probing mechanisms for opportunistic sensor data collection in sparse wireless sensor networks
<b>Author(s)</b>	Wu, Xiuchao; Brown, Kenneth N.; Sreenan, Cormac J.
<b>Publication date</b>	2015-02-16
<b>Original citation</b>	Wu, X., Brown, K. N. and Sreenan, C. J. (2015) 'Contact Probing Mechanisms for Opportunistic Sensor Data Collection', The Computer Journal, 58(8), pp. 1792-1810. doi: 10.1093/comjnl/bxv005
<b>Type of publication</b>	Article (peer-reviewed)
<b>Link to publisher's version</b>	<a href="https://doi.org/10.1093/comjnl/bxv005">https://doi.org/10.1093/comjnl/bxv005</a> <a href="http://dx.doi.org/10.1093/comjnl/bxv005">http://dx.doi.org/10.1093/comjnl/bxv005</a> Access to the full text of the published version may require a subscription.
<b>Rights</b>	© The British Computer Society 2015. All rights reserved. For Permissions, please email: <a href="mailto:journals.permissions@oup.com">journals.permissions@oup.com</a> . This is a pre-copyedited, author-produced version of an article accepted for publication in The Computer Journal following peer review. The version of record, Contact Probing Mechanisms for Opportunistic Sensor Data Collection, The Computer Journal, Volume 58, Issue 8, 1 August 2015, Pages 1792–1810, is available online at: <a href="http://dx.doi.org/10.1093/comjnl/bxv005">http://dx.doi.org/10.1093/comjnl/bxv005</a>
<b>Item downloaded from</b>	<a href="http://hdl.handle.net/10468/5919">http://hdl.handle.net/10468/5919</a>

Downloaded on 2019-02-22T20:54:32Z



**UCC**

University College Cork, Ireland  
 Coláiste na hOllscoile Corcaigh

---

# Contact Probing Mechanisms for Opportunistic Sensor Data Collection

XIUCHAO WU, KENNETH N. BROWN AND CORMAC J. SREENAN

*CTVR, Department of Computer Science, University College Cork, Ireland*

*Email: {xw2,k.brown,cjs}@cs.ucc.ie*

---

In many emerging wireless sensor network scenarios the use of a fixed infrastructure of base stations for data collection is either infeasible, or prohibitive in terms of deployment and maintenance costs. Instead, we consider the use of mobile devices (i.e., smartphones) carried by people in their daily life to collect data from sensor nodes opportunistically. As the movement of these mobile nodes is, by definition, not controlled for the purpose of data collection, synchronization through contact probing becomes a challenging task, particularly for sensor nodes, which need to be aggressively duty-cycled to conserve energy and achieve long lifetimes. This paper formulates this important problem, providing an analytical solution framework, and systematically investigating the effective use of contact probing for opportunistic data collection. We present two new solutions, Sensor Node-Initiated Probing (SNIP) and SNIP-Rush Hours (SNIP-RH), the latter taking advantage of the temporal locality of human mobility. These schemes are evaluated using numerical analysis and COOJA network simulations, and the results are validated on a small sensor testbed and with the real-world human mobility traces from Nokia MDC Dataset. Our experimental results quantify the relative performance of alternative solutions on sensor node energy consumption and the efficacy of contact probing for data collection, allowing us to offer insights on this important emerging problem.

*Keywords: Wireless Sensor Networks; Opportunistic Data Collection; Contact Probing; Human Mobility; Smartphone*

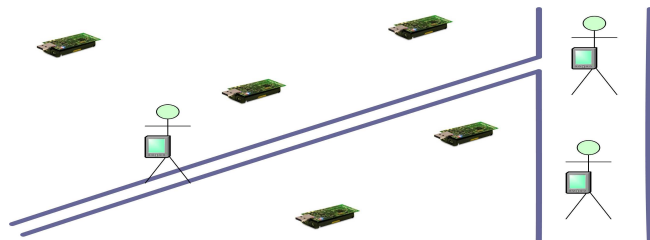
---

## 1. INTRODUCTION

As wireless sensor networks mature we expect to see long-term deployments for applications such as environmental monitoring, domestic utility meter reading, and structural health monitoring. These applications typically involve large numbers of sparsely deployed (static) sensor nodes that report data that is inherently delay tolerant, since the response (if any) requires human intervention over long time scales. For example, analysis of environmental monitoring data is not always urgent, and meter readings for billing purposes can be delayed by weeks. Neighboring nodes in these sparse wireless sensor networks are far away from each other, and typically cannot communicate directly or even indirectly through multi-hop paths. On the other hand, deploying large numbers of fixed base stations (also called sinks) would incur prohibitive costs in terms of deployment, maintenance, and data backhaul.

The use of resource-rich mobile nodes (mobile base stations [1][2][3][4][5][6] or mobile relays [7][8]) had been proposed to move around in the deployed area and collect data from sensor nodes. Depending on the application, the mobile nodes can be either part of the

external environment [2][6] or part of the network [4][5], and their mobility can be either controllable [1][3] or not [2][7]. In this paper, we assume that their mobility is not controlled for the purpose of data collection and thus the sensor data is collected opportunistically. Mobile nodes could be specific devices carried by objects (animals, employees, etc.) who move around the deployed area for purposes other than data collection. More interestingly, as illustrated in Figure 1, they could also be the increasingly ubiquitous smartphones carried by unrelated people who pass through the deployed area in their daily life. In this paper, a smartphone and its user will be referred to as a mobile node.



**FIGURE 1.** Opportunistic Data Collection

Under this scenario, smartphones will gather data from sensor nodes automatically and incidentally

---

(without any user intervention and route change). To participate, a smartphone user just needs to run a background application on the phone. Here, we assume that smartphone and sensor node can communicate through some low power radios (IEEE 802.15.4<sup>1</sup>, etc.). Consequently, many smartphone users could be motivated with a very low reward and the total cost of data collection can be reduced significantly through exploiting their uncontrolled mobility. The feasibility, incentive, security, and privacy issues that arise in opportunistic data collection with smartphones have been discussed in [9][10] and these topics are beyond the scope of this paper. Furthermore, the use of smartphones in opportunistic data collection has some of the benefits of adopting mobile base stations discussed in [7][3], such as the increased network reliability through removing the dependency on base stations, the energy efficient data collection through reducing the distance from data source to base station, and the extended network lifetime through removing hot-spots near the fixed base station. Although opportunistic data collection may increase the data delivery latency [7], there are many promising wireless sensor network applications which are delay-tolerant and it is worthwhile to improve the performance of opportunistic data collection.

In the context of opportunistic data collection, the sensor data can be collected from a sensor node only after a mobile node approaches and they become aware of each other. Here, the event of the mobile node encountering a sensor node is referred to as a *contact*. To become aware of each other, beacons must be sent out by either mobile node or sensor node for *probing potential contacts*. As the movement of these mobile nodes is uncontrollable, *contact probing* becomes a challenging task for sensor nodes which need to be aggressively duty-cycled to achieve a long life. In this paper, the challenges faced by contact probing are studied systematically and the following contributions are made.

First, we investigate the ways that sensor nodes and mobile nodes carry out contact probing and propose a Sensor Node-Initiated Probing mechanism (SNIP) for improving data transfer capacity, the probed *contact capacity*, when the duty-cycle of a sensor node is fixed. SNIP is designed based on two reasonable assumptions, i.e., the radio of mobile nodes, which have relatively abundant energy via a re-chargeable battery, can be always turned on [11] and the radio of sensor nodes designed for short-range communication (the Telos mote [12], etc.) consumes almost the same amount of energy in transmitting and receiving/listening modes. The basic principle of operation is that the sensor node

initiates probing rather than a mobile node. Thus a sensor node must broadcast a beacon immediately after its radio is turned on according to its duty-cycle. SNIP has been studied through analysis, extensive simulations, and testbed experiments. The relationship between the percent of the probed contact capacity, sensor node's duty-cycle, and the length of a contact is first modeled for SNIP and mobile node-initiated probing (MNIP) mechanisms from the literature. SNIP is then implemented in Contiki-OS [13] and extensive simulations are carried out using COOJA [14]. Both the analysis and simulation results indicate that SNIP outperforms MNIP mechanisms, and we quantify the impact of key parameters. Key observations are that, compared to MNIP mechanisms, with a sensor node duty-cycle that is lower than 1% the contact capacity probed by SNIP can be increased by a factor of 2-10; alternatively, for probing the same amount of contact capacity, the energy consumed by SNIP is much less than the energy consumed by MNIP mechanisms. SNIP is also implemented in Tiny-OS [15] and evaluated on a small testbed. The results confirm that SNIP does outperform MNIP mechanisms on the real hardware platforms. Hence, instead of mobile nodes, *sensor nodes should be responsible for broadcasting beacons*.

For our second contribution, since the intended applications of opportunistic data collection are delay-tolerant, a sensor node could have a lot of freedom when scheduling SNIP operations and we propose SNIP-Rush Hours (SNIP-RH) for improving the performance of contact probing through exploiting the temporal locality of human mobility identified in [10][16]. More specifically, SNIP is mainly carried out when the sensor node believes that it is visited frequently and this node has enough sensor data to be uploaded in the next probed contact. The used duty-cycle is selected based on the contact length learned online. SNIP-RH is implemented in Contiki-OS and has been evaluated under a typical simulated road-side wireless sensor network scenario through both analysis and simulations. Based on the Nokia MDC Dataset that contains GPS readings of almost 200 participants in the course of 1+ year [17][18], SNIP-RH is also evaluated using real-world human mobility traces. Evaluation results indicate that SNIP-RH can significantly reduce the energy consumed for probing the necessary contacts to upload its sensor data, or significantly increase the probed contact capacity under a sensor node's energy budget for contact probing. Hence, *the temporal locality of human mobility should be exploited when carrying out contact probing for opportunistic data collection*.

This paper is organized as follows. Section 2 first investigates contact probing issues in opportunistic data collection and formulates the problems to be solved. Section 3 then presents SNIP and its evaluation results in detail. SNIP-RH and its evaluation results are presented in section 4. Finally, section 5 discusses related work and section 6 concludes.

<sup>1</sup>IEEE 802.15.4 is the most widely used radio on sensor nodes and it starts to appear on smartphones. In Mobile World Congress 2012, TazTag released the first smartphone with both ZigBee (IEEE 802.15.4 radio, protocol stack, etc.) and Near Field Communication (NFC) features (<http://www.taztag.com/>).

## 2. PROBLEM FORMULATION

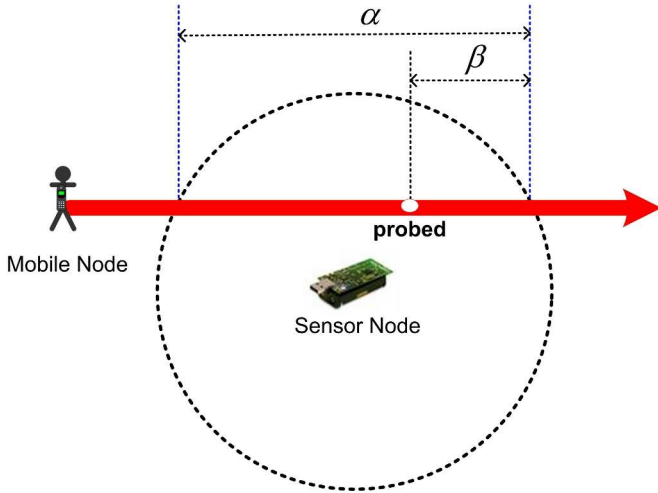


FIGURE 2. Contact Probing Reference Model

The reference network scenario of opportunistic data collection with smartphones is illustrated in Figure 2. The mobile node's mobility is, from the point of view of the wireless sensor network, uncontrollable, and cannot be predicted accurately by the sensor node. Hence, although a straight line with arrow is shown in Figure 2, we do not make any assumption about the movement trajectory and the speed. The radio of mobile node and sensor node could also have different communication ranges and different coverage shapes. In this paper, the event of the mobile node being in range of a sensor node is referred to as a contact. The length of a contact ( $\alpha$ ), i.e., the duration for which the mobile node and the sensor node stay within the communication range of each other, is the only parameter that characterizes a contact.

We note that multiple mobile nodes might move together and some sensor nodes might be deployed densely. In these cases, we can adopt some collision avoidance or contention resolution techniques [19] and allow a sensor node (mobile node) to choose one of these mobile nodes (sensor nodes) randomly or based on the radio signal strength, the movement speed, etc. For simplicity, these issues are omitted in this paper and we assume that at any time a sensor node can communicate with at most one mobile node and vice versa.

When carrying out contact probing, the radio of a sensor node is duty-cycled for achieving a long lifetime. More specifically, the radio is turned on for a fixed period ( $T_{on}$ ) and alternately turned off for another fixed period ( $T_{off}$ ). Hence, the duration of a cycle ( $T_c$ ) is the sum of  $T_{on}$  and  $T_{off}$ . As for the duty-cycle of sensor node ( $d$ ), it equals  $T_{on}/T_c$ .

Under this scenario, the sensor data can be collected from a sensor node only after a mobile node approaches and they become aware of each other. The period that could be used for data collection starts immediately

after they are aware of the presence of each other and its length ( $\beta$ ) can be used to derive the amount of sensor data that could be collected in this contact. For a contact probing mechanism, it should be designed so that a contact can be successfully probed with high probability and the contact is probed as early as possible. More specifically, when a sensor node's duty-cycle is fixed, a contact probing mechanism should try to maximize  $\Upsilon = \beta/\alpha$ , the percent of contact capacity that is probed successfully for data collection.

For contact probing in opportunistic data collection there are four processes in the system: the movement of a mobile node, the radio schedule of a mobile node, the radio schedule of a sensor node, and the beacons periodically broadcasted by either mobile node or sensor node with an interval ( $T_b$ ). To establish successful contact, a beacon must be sent out by either mobile node or sensor node when they are close to each other and their radios are both turned on. This can be difficult to achieve when the mobile node's movement is uncontrollable and the sensor node must be aggressively duty-cycled for reasons of longevity.

Since the mobility in opportunistic data collection is by definition uncontrollable, a contact probing mechanism is limited to controlling the broadcasting of beacons and the radio schedules of mobile node and sensor node. Considering that a mobile node could have relatively abundant energy via a re-chargeable battery [11][12], the radio of mobile node could be always turned on. Hence, a contact probing mechanism needs to answer the following key questions.

1. To improve the probed contact capacity when the duty-cycle of a sensor node is fixed, who should be responsible for broadcasting beacons?
2. To energy-efficiently probe the necessary contacts for uploading its sensor data, how should the sensor node select the duty-cycles to use?

In this paper, SNIP, a Sensor Node-Initiated Probing mechanism, is proposed to answer the first question. For the second question, SNIP-Rush Hours (SNIP-RH) is proposed to exploit the temporal locality of human mobility. SNIP and SNIP-RH will be presented in the following sections and Table 1 lists the notations used in this paper.

## 3. SENSOR NODE-INITIATED PROBING

The energy consumed in transmitting messages can be a significant burden for wireless sensor nodes and thus it is logical to rely on resource-rich mobile nodes to broadcast beacons for the purpose of achieving synchronization and data transfer. However, these mobile node-initiated probing (MNIP) mechanisms face severe challenges in opportunistic data collection with smartphones. More specifically, since a sensor node must be duty-cycled, its radio schedule is unlikely to synchronize with the beacons emanating from a mobile

	Comments
$T_{on}$	the period that sensor node's radio is turned on
$T_{off}$	the period that sensor node's radio is turned off
$T_c$	the cycle length of a duty-cycled sensor node. $T_c = T_{on} + T_{off}$
$d$	the duty-cycle of a sensor node. $d = T_{on}/T_c$
$\alpha$	the length of a contact
$\beta$	the amount of time that could be used for data collection during a probed contact
$\Upsilon$	the percent of probed contact capacity ( $\Upsilon = \frac{\beta}{\alpha}$ )
$T_b$	the interval between two consecutive beacons
$T_p$	the time needed for transmitting a beacon
$\nabla$	the threshold used by sensor node to detect whether mobile node has left
$I'$	the interval between two consecutive contacts
$\Gamma$	the epoch length of the repeated mobility pattern followed by mobile nodes
$\zeta$	the contact capacity probed during an epoch
$\Phi$	the contact probing overhead during an epoch. It is the total amount of time that the radio is turned on for contact probing.
$\rho$	the energy cost for per-unit of the probed contact capacity ( $\rho = \Phi/\zeta$ )

TABLE 1. Notations

node. In [20], it is proposed to set  $T_{on}$  of a sensor node according to  $T_b$ , the interval between two consecutive beacons from the mobile node. More formally,  $T_{on} = T_b + T_p$ , where  $T_p$  is the time needed for transmitting a beacon packet. The authors argue that a contact will be definitely detected if a sensor node's radio is turned on during the contact. However,  $T_b$  could be large in opportunistic data collection to avoid overburdening a mobile node and occupying the wireless channel, especially when there may be no sensor node listening. So  $T_{on}$  must be large too, and  $T_{off}$  will become huge to maintain a low duty-cycle. Consequently, with very high probability, a sensor node's radio will not be turned on during a contact whose length tends to be shorter than the huge  $T_{off}$  and the contact would thus be missed. Furthermore, in opportunistic data collection with smartphones, sensor nodes and mobile nodes belong to different authorities and it is hard to coordinate the values of  $T_b$  and  $T_{on}$ . In this paper, the proposal in [20] will be referred to as MNIP-JOINT, and the scheme with a fixed and short  $T_{on}$  will be referred to as MNIP-BASIC. Both of these mechanisms will be studied and compared with SNIP.

Due to the above shortcomings of MNIP mechanisms, SNIP, a novel sensor node-initiated probing mechanism, is proposed for improving the performance of contact probing in opportunistic data collection. In this section, the design choices of SNIP are first discussed and its details are presented. Through analysis, extensive simulations, and testbed experiments, SNIP is then evaluated and compared with both MNIP-JOINT and MNIP-BASIC.

### 3.1. Design Choices

Our key observation is that the low power radio of the mainstream sensor node platforms consumes almost the same amount of energy in transmitting and receiving/listening modes. For example, the IEEE 802.15.4-Compliant CC2420 radio of TELOSB node consumes 35mW when transmitting at its default power level (0dBm) and it consumes 38mW in receiving mode [12]. The current of the nRF24AP1 radio for ANT wireless sensor network is 22mA in receiving mode and the current in transmitting mode is 13.5mA [21]. Hence, with such a platform, it is effectively free, in terms of energy usage, for a sensor node to broadcast a beacon when its radio is already turned on.

Another observation is that a mobile node could be equipped with a relatively abundant and rechargeable power supply and its radio used for opportunistic data collection can be always turned on. This is true for smartphones, on which opportunistic data collection would be treated as a lower priority task. For example, it is claimed that the talk time of Google Nexus One smartphone is 7 hours and the smartphone consumes about 746.8mW during a voice call [11]. Considering the energy consumed by the CC2420 radio on a TELOSB node, even if IEEE 802.15.4 radio consumes more energy on the smartphone platform, the smartphone's battery still could last a few days when the IEEE 802.15.4 radio is installed and is always turned on. Furthermore, without undermining the assumption that the smartphone's IEEE 802.15.4 radio is always turned on for contact probing, there are a lot of opportunities to reduce the smartphone's energy consumption based on history and/or context information. For example, a smartphone can deduce whether it is moving based on accelerometer readings [22][23]. When the smartphone is static and it has collected all data of the nearby sensor nodes, its radio for data collection can be turned off for saving energy. Considering that smartphone users are usually static [10], this scheme can significantly reduce the energy consumed by the smartphone's low power radio for contact probing.

Based on the above observations, the radio of a mobile node is assumed to be always turned on in SNIP. In contrast with MNIP mechanisms, a sensor node in SNIP is required to broadcast a beacon immediately after its radio is turned on. Since the radio of a mobile node is always turned on, if the sensor node broadcasts a beacon when they are close to each other, this contact will be definitely probed successfully, assuming of course that the beacon is not lost or corrupted due to contention, which is unlikely in sparse deployments and short range transmissions. Considering that a sensor node can turn on/off its radio relatively quickly,  $T_{on}$  can be set to a small value and a sensor node can carry out contact probing frequently. Hence, a contact will be probed successfully with high probability, and the



probed contact capacity will be increased significantly.

### 3.2. Details of SNIP

Figure 3(a) shows the state transition diagram of a mobile node in SNIP. In SNIP, a mobile node moves around in an uncontrolled manner and its radio is always turned on so that it can be discovered. After receiving a BEACON from a sensor node, a mobile node will send back ASSOC\_RSP and enter into Associating state. After receiving ASSOC\_DONE from sensor node, the association is complete. The mobile node will enter into Collecting state and start to collect data from the sensor node. In Collecting state, the contact may be terminated by the sensor node through sending END to the mobile node. In both Associating and Collecting states, the mobile node also keeps monitoring whether it has moved away from the sensor node. When it finds that  $t_{idle}$  (the time that the channel is idle) is larger than a constant ( $\nabla$ ), the mobile node returns back to Discovery state and is ready to be discovered again.  $\nabla$  should be long enough to avoid that the mobile node terminates data collection unnecessarily.

Figure 3(b) shows the state transition diagram of sensor node in SNIP. When a sensor node's beacon/duty-cycle timer expires, it will turn on its radio, send out a BEACON, and enter into Discovery state. If it does not receive an ASSOC\_RSP within  $T_{on}$ , the sensor node will turn off its radio, return back to the Sleeping state, and start its beacon/duty-cycle timer for the next probing.  $T_{on}$  should be long enough for sending a BEACON and receiving a ASSOC\_RSP. If ASSOC\_RSP is received in Discovery state, it will send back ASSOC\_DONE, enter into Uploading state, and start to transfer data to the associated mobile node. The simple Stop-and-Wait protocol is used for flow control, a retransmission timer is used for reliable data transmission, and multiple sensor reports are concatenated into one packet for reducing header overhead. If all data has been uploaded, the sensor node will send END to the mobile node for terminating this contact. In Uploading state, the sensor node also keeps monitoring whether the mobile node has moved away. When it finds that  $t_{idle}$  is larger than  $\nabla$ , the sensor node will turn off its radio, return back to Sleeping state, and start its beacon/duty-cycle timer for the next probing.

### 3.3. Modeling

In this subsection, we will model SNIP with a focus on the relationship between  $\Upsilon$  (percent of the probed contact capacity),  $d$  (the duty-cycle used by a sensor node during contact probing), and  $\alpha$  (the length of a contact). More specifically,  $\beta$  is modeled and  $\Upsilon$  can be deduced immediately, i.e.,  $\Upsilon(d, \alpha) = \beta/\alpha$ . For comparison, MNIP-BASIC and MNIP-JOINT are also modeled in the same manner.

#### 3.3.1. SNIP

Figure 4 shows the three processes in SNIP: the occurrence of a contact, the sensor node radio which also incorporates the beacon emanating process, and the mobile node radio.

In SNIP, sensor node will broadcast a BEACON when its radio is turned on. Hence,  $T_b$ , the interval between two consecutive beacons, equals  $T_c$ .  $x$  is the difference between the time that the last beacon is broadcasted and the time that a contact occurs (i.e. a mobile node moves into the communication range of a sensor node). Since the mobility of smartphone users is uncontrollable, even though their mobility may follow some patterns over large time scale [10] and the temporal locality is exploited in section 4, during a short period of  $T_c$ , a contact can occur at any time with the same probability. Since  $T_c$  is much larger than the time needed for transmitting a BEACON, we don't consider the case that a mobile node arrives during the transmission of a BEACON. Hence, we can assume that  $x$  is uniformly distributed between 0 and  $T_c$ . The expectation of  $\beta$  can then be modeled as  $\beta = \frac{1}{T_c} \int_0^{T_c} \beta(x) dx$ . As shown in Figure 4, it is obvious that,

$$\beta(x) = \{(x + \alpha) - T_c\}^+ \quad (1)$$

Here,  $\{\cdot\}^+$  is defined as  $\max(0, \cdot)$ .

#### 3.3.2. MNIP-BASIC

In MNIP-BASIC, the mobile node periodically broadcasts beacons and the value of  $T_b$  is selected based on its own situation.  $T_{on}$  is a small and fixed value selected by the sensor node.

As illustrated in Figure 5,  $x$  is also the difference between the time that the last beacon is broadcasted and the time that a contact occurs. Hence, the number of beacons transmitted during a contact, can be modeled as follows:

$$N_b(x) = \lfloor \frac{\{\alpha - (T_b - x)\}^+}{T_b} \rfloor \quad (2)$$

For simplicity, we assume that the interval between two consecutive beacons fluctuates a little around  $T_b$  so that the synchronization between the beacon process of mobile node and the radio schedule of sensor node can be avoided. For each beacon transmitted during the contact, the probability that it is successfully received by sensor node can then be modeled simply as  $p_s = \frac{T_{on} - T_p}{T_c}$ . Here,  $T_p$  is the time needed to transmit a beacon packet. Due to the uncontrollable mobility of smartphone users, we also assume that  $x$  is uniformly distributed between 0 and  $T_b$ . Similar to subsection 3.3.1, the expectation of  $\beta$  is modeled as  $\beta = \frac{1}{T_b} \int_0^{T_b} \beta(x) dx$ . However, the value of  $\beta(x)$  is affected by the beacon that is received by sensor node successfully, and  $\beta(x)$  can be modeled as follows:

$$\beta(x) = \sum_{i=0}^{N_b(x)-1} [(1 - p_s)^i * p_s * (\alpha - (T_b - x) - i * T_b)] \quad (3)$$

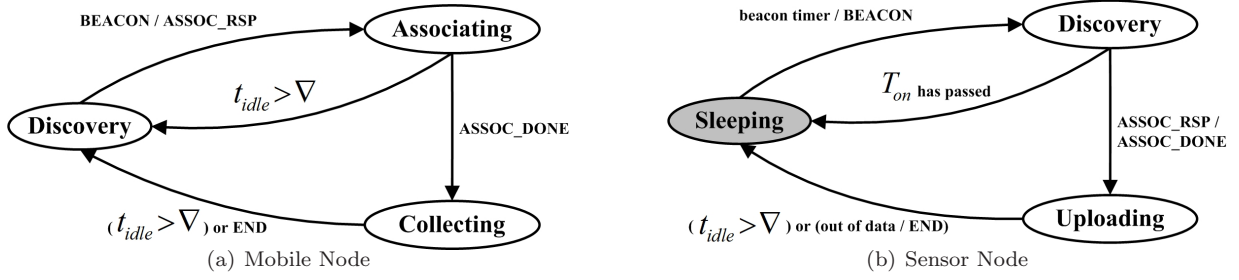


FIGURE 3. State Transition Diagram of SNIP

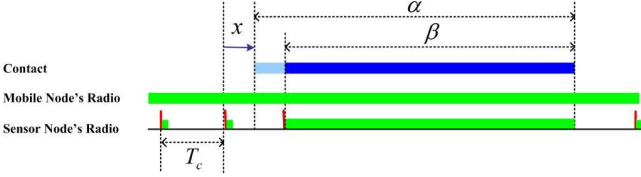


FIGURE 4. Time Line of SNIP, a sensor node-initiated probing protocol

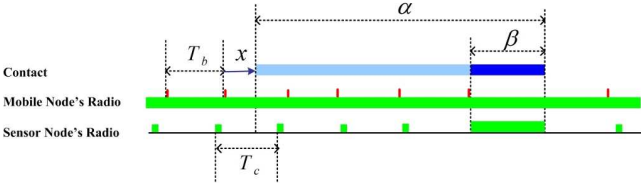


FIGURE 5. Time Line of MNIP-BASIC

### 3.3.3. MNIP-JOINT

Unlike MNIP-BASIC in which  $T_{on}$  of the sensor node is set to a fixed small value, MNIP-JOINT sets  $T_{on}$  of the sensor node according to  $T_b$  selected by the mobile node. More formally,  $T_{on} = T_b + T_p$ .

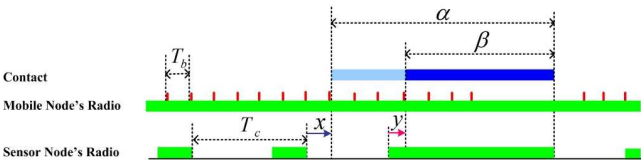


FIGURE 6. Time Line of MNIP-JOINT

As illustrated in Figure 6,  $x$  is the difference between the time that sensor node turns off its radio and the time that a contact occurs.  $y$  is the difference between the time that sensor node turns on its radio and the time that mobile node transmits a beacon after that. Since the mobility of smartphone users is uncontrollable, we assume that  $x$  is uniformly distributed between 0 and  $T_c$ , and  $y$  is uniformly distributed between 0 and  $T_{on}$ . Consequently, the expectation of  $\beta$  can be modeled as  $\beta = \frac{1}{T_c} \int_0^{T_c} \beta(x) dx$ . Note that  $\beta(x)$  is affected by the value of  $y$  and it can be modeled as  $\beta(x) = \frac{1}{T_{on}} \int_0^{T_{on}} \beta(x, y) dy$ . As shown in Figure 6, in the case that  $x < (T_{off} + y)$ ,

$$\beta(x, y) = \{(x + \alpha) - (T_{off} + y)\}^+ \quad (4)$$

	SNIP	MNIP-BASIC	MNIP-JOINT
$T_{on}$	20ms	20ms	$T_b + T_p$
$T_b$	$T_c$	100ms, 500ms	100ms, 500ms
$T_p$	N/A	10ms	10ms
$\nabla$	50ms	50ms	50ms

TABLE 2. Parameter Values

In the case that  $x > (T_{off} + y)$ , the contact still may be probed successfully when sensor node turns on its radio again. Hence,

$$\beta(x, y) = \{\alpha - (T_c - x) - (T_{off} + T_{on}/2)\}^+ \quad (5)$$

## 3.4. Numerical Results

To study SNIP and compare it with MNIP-BASIC and MNIP-JOINT, the curves between  $\Upsilon$  and  $d$  are calculated numerically based on the above models for several typical values of  $\alpha$ : 2s, 5s, 10s, and 30s. These values represent the time needed by a car on a freeway, a car in the city, cycling people, and walking people to pass through a distance of 50m, which is selected according to the communication range of current sensor node platforms. The duty-cycle of the sensor node varies from 0.001 to 0.2.

$T_{on}$  is set to 20ms in both SNIP and MNIP-BASIC. This value should be large enough for the current sensor node platform to send a BEACON and receive a ASSOC\_RSP. In MNIP-JOINT,  $T_{on}$  is set to the sum of  $T_b$  and  $T_p$ . According to the current sensor node platform,  $T_p$  is set to 10ms. In both MNIP-BASIC and MNIP-JOINT, the evaluated values of  $T_b$  are 100ms and 500ms. The smaller values of  $T_b$  are not chosen because smartphones will be overburdened and the wireless channel will be occupied by beacons even when sensor node does not exist.  $\nabla$ , that is used to detect whether the mobile node has moved away, is set to 50ms and this value is long enough to (re)transmit a packet for a few times through the wireless channel. Table 2 summarizes the parameter values of these contact probing mechanisms.

### 3.4.1. SNIP Analysis

Figure 7 plots the numerical results of SNIP. The X-axis is the duty-cycle used by a sensor node. Note that the energy consumption of a sensor node is proportional

to the duty cycle and the duty-cycle of a sensor node can be used to depict the energy consumed by contact probing. The Y-axis is the percent of the probed contact capacity, which determines the amount of probed contact capacity. Due to the wide range of  $\Upsilon$  and the evaluated duty-cycles, both axes use a logarithmic scale.

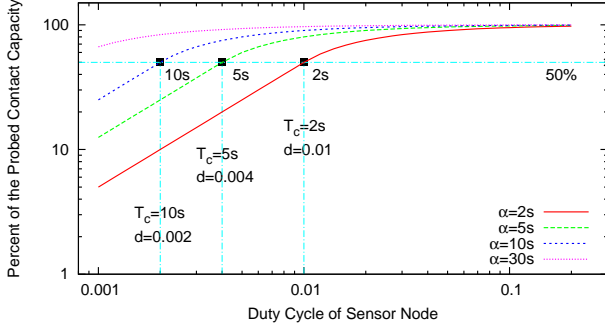


FIGURE 7. Numerical Results of SNIP

Figure 7 indicates that  $\Upsilon$  increases with  $d$  and  $\alpha$  significantly affects the curve. It is obvious that  $\Upsilon$  should increase with  $d$ . When  $d$  is fixed,  $\Upsilon$  also increases with  $\alpha$ . The reason is that when  $\alpha$  is larger, mobile node stays in the communication range of sensor node for a longer time and it becomes much easier for them to discover each other. Figure 7 also indicates that when  $T_c \geq \alpha$ ,  $\Upsilon$  is linearly related with  $d$ . In fact, the following closed-form equations can be deduced through modeling the following two cases separately.

When  $T_c \geq \alpha$ , the expected probability that a contact is probed successfully could be modeled as  $E[p_s] = \frac{\alpha}{T_c}$ , and the expected period that could be used for data collection can be modeled as  $E[\beta_s] = \frac{\alpha}{2}$ . Thus,

$$\beta = E[p_s] * E[\beta_s] = \left(\frac{\alpha}{T_c}\right) * \left(\frac{\alpha}{2}\right) = \frac{\alpha^2}{2 * T_{on}} * d \quad (6)$$

When  $T_c < \alpha$ ,  $E[p_s] = 1$ , and  $E[\beta_s] = \alpha - \frac{T_c}{2}$ . Thus,

$$\beta = E[p_s] * E[\beta_s] = 1 * \left(\alpha - \frac{T_c}{2}\right) = \alpha - \frac{T_{on}}{2 * d} \quad (7)$$

Consequently,

$$\Upsilon = \frac{\beta}{\alpha} = \begin{cases} \frac{\alpha}{2 * T_{on}} * d & T_c \geq \alpha \\ 1 - \frac{T_{on}}{2 * d * \alpha} & T_c < \alpha \end{cases} \quad (8)$$

### 3.4.2. Comparison of SNIP, MNIP-BASIC and MNIP-JOINT

To compare with MNIP-BASIC and MNIP-JOINT, for each value of  $\alpha$ , Figure 8 plots the curves of these models together. It shows that SNIP outperforms the MNIP mechanisms, especially when the duty-cycle is low.

### 3.5. Simulation Results

To evaluate SNIP in more realistic environments, SNIP is implemented in Contiki-OS [13] and extensive

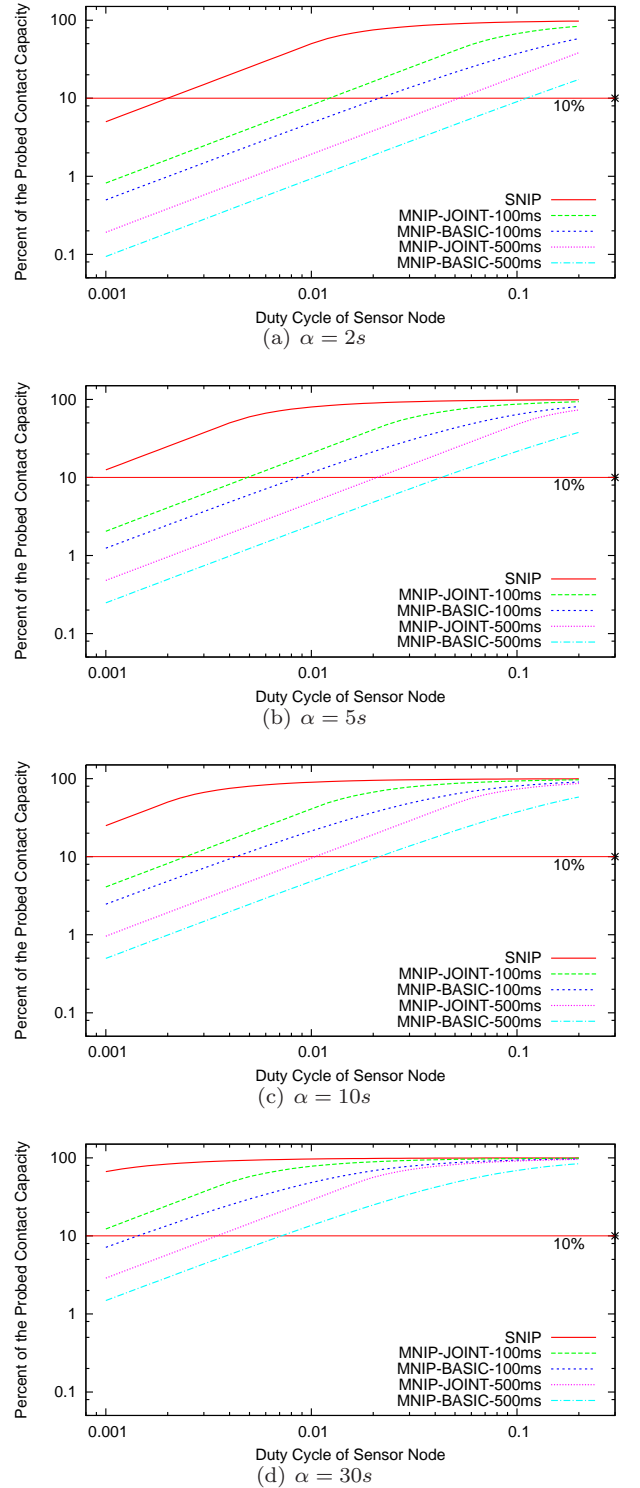


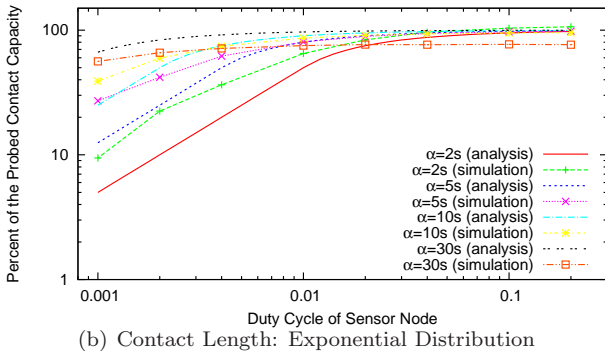
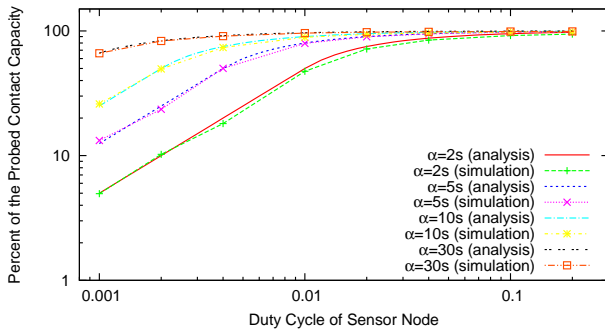
FIGURE 8. Comparison of SNIP and MNIP

simulations are carried out in COOJA [14], which incorporates a machine code instruction level emulator of the TELOS/B node. For comparison, MNIP-BASIC and MNIP-JOINT are also implemented in Contiki-OS and simulated in COOJA. When implementing these contact probing mechanisms in Contiki-OS, the same parameter values shown in Table 2 are adopted. In the following simulations, we let a mobile node visit a sensor



node repeatedly and the sensor node always has sensor data to be uploaded.

For validating the SNIP model, simulations are designed based on the above numerical study. The evaluated duty-cycles of sensor node are 0.001, 0.002, 0.004, 0.01, 0.02, 0.04, 0.1, and 0.2. The evaluated values of  $\alpha$  (contact length) are 2s, 5s, 10s, and 30s. When generating mobility traces used in simulations, both a normal distribution with small deviation (a tenth of the mean) and an exponential distribution are studied for  $\alpha$ . For the interval between two consecutive visits ( $I'$ ), the evaluated values are 100s, 200s, 500s, and 1000s, and we also consider both a normal distribution and an exponential distribution. However, as indicated in the above analysis, although  $I'$  affects the amount of probed contact capacity,  $\Upsilon$  has no relationship with  $I'$ . Our simulation results do confirm this observation. Hence, in this paper, we will just plot the results when  $I'$  is 200s and follows a normal distribution. For the accuracy of simulation results, each experiment is run for 100 hours, which should be long enough since a sensor node is visited 1800 times when  $I' = 200s$ .



**FIGURE 9.** Validation of SNIP Model

### 3.5.1. Validation of SNIP Model

To validate our SNIP model in section 3.3, for each distribution followed by  $\alpha$ , the simulation results and numerical results of SNIP with different values of  $\alpha$  are plotted together. Figure 9(a) and Figure 9(b) show the plots when  $\alpha$  follows the normal distribution and the exponential distribution, respectively.

Figure 9(a) indicates that our SNIP model is very accurate when contact length follows the normal distribution. It means that our model does capture the

fundamentals of SNIP. However, as shown in Figure 9(b), when contact length follows the exponential distribution, there are some differences between our model and the simulation results. The simulation results are obviously better than the numbers calculated based on our model, especially when the duty-cycle of sensor node is low. The reason is that the variance of contact length is much larger when it follows the exponential distribution. For modeling, it becomes insufficient to consider only the mean of contact length. As shown in equation 9, the distribution of the contact length should be modeled explicitly.

$$\bar{\Upsilon} = \frac{1}{\bar{\alpha}} * \int_0^{\infty} \alpha * \Upsilon(d, \alpha) * P(\alpha) dx \quad (9)$$

Here,  $P(\alpha)$  is the probability that the length of a contact is  $\alpha$ . As illustrated in Figure 7, in the case that the duty-cycle of sensor node is low,  $\Upsilon$  of the contacts that are longer than the mean can be much larger than  $\Upsilon(d, \bar{\alpha})$ . Since these long contacts tend to be a significant part of the overall contact capacity, the simulation results will be better than the output of the model based on only the mean of contact length.

### 3.5.2. Comparison of SNIP, MNIP-BASIC, and MNIP-JOINT

To compare SNIP with MNIP-BASIC and MNIP-JOINT, for each combination of the evaluated value and the distribution of  $\alpha$ , simulation results of SNIP, MNIP-BASIC, and MNIP-JOINT are plotted together.

Figure 10 shows the results when  $\alpha$  follows the normal distribution and Figure 11 shows the results when  $\alpha$  follows the exponential distribution. These plots indicate that SNIP performs much better than MNIP mechanisms in all cases, especially when the duty-cycle is low. When the duty-cycle is lower than 1%, compared to MNIP-JOINT with a high probing frequency ( $T_b=100ms$ ), SNIP can improve the performance by a factor of 2-10.

## 3.6. Testbed Evaluations

To verify the performance of SNIP, it is also evaluated on real hardware. Instead of using the code developed on Contiki-OS and used in simulations with COOJA, SNIP is implemented on Tiny-OS [15] to demonstrate its simplicity and portability. For comparison, MNIP-BASIC and MNIP-JOINT are also implemented in Tiny-OS and  $T_b$  is set to 100ms in the following experiments.

A small testbed is set up at five far-apart positions in our department building. At each position, three USN MTM-CM5000-MSP nodes (a clone of TELOSb) from MAXFOR Technology Inc. are deployed for running SNIP, MNIP-BASIC, and MNIP-JOINT, respectively. Note that three different channels are used to avoid the interference among these nodes. USN MTM-CM5000-MSP nodes are also used as the mobile nodes.

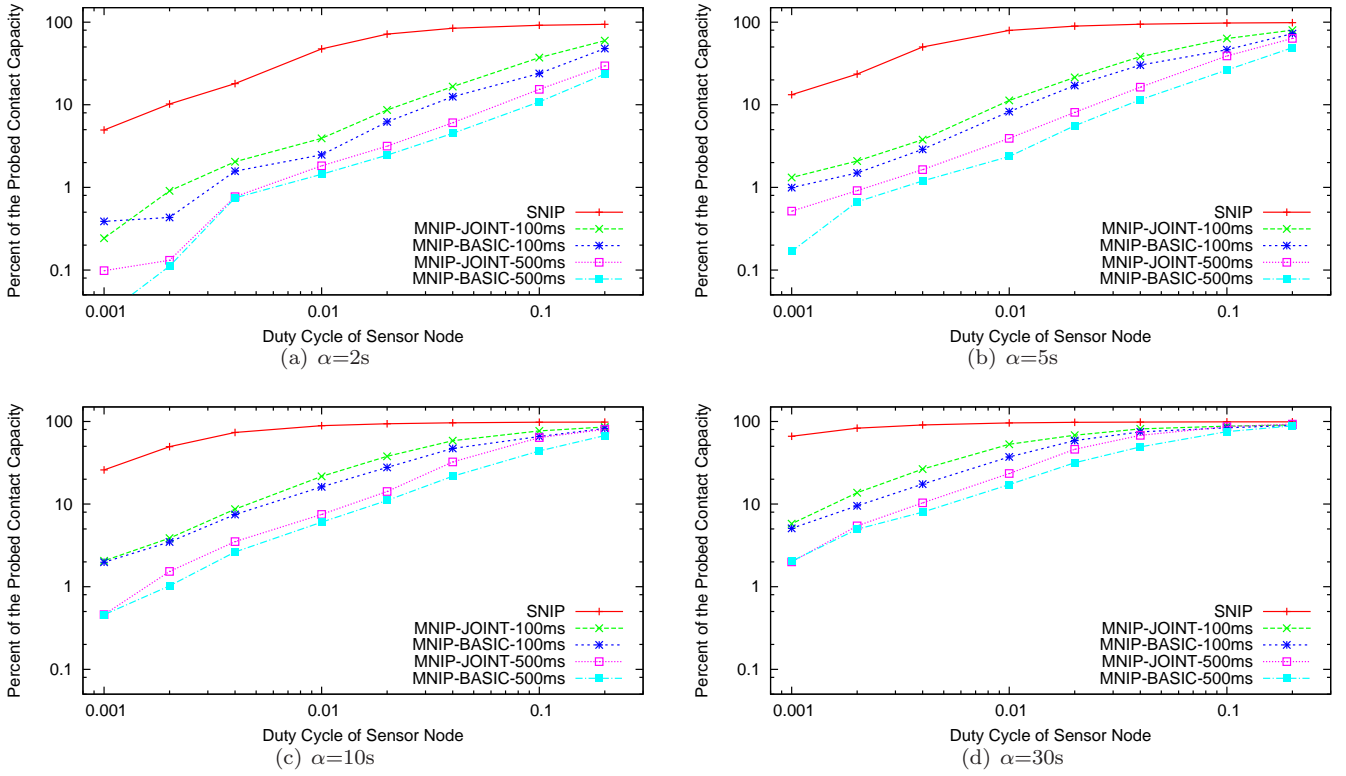


FIGURE 10. Simulation Results of SNIP, MNIP-BASIC, and MNIP-JOINT (Normal)

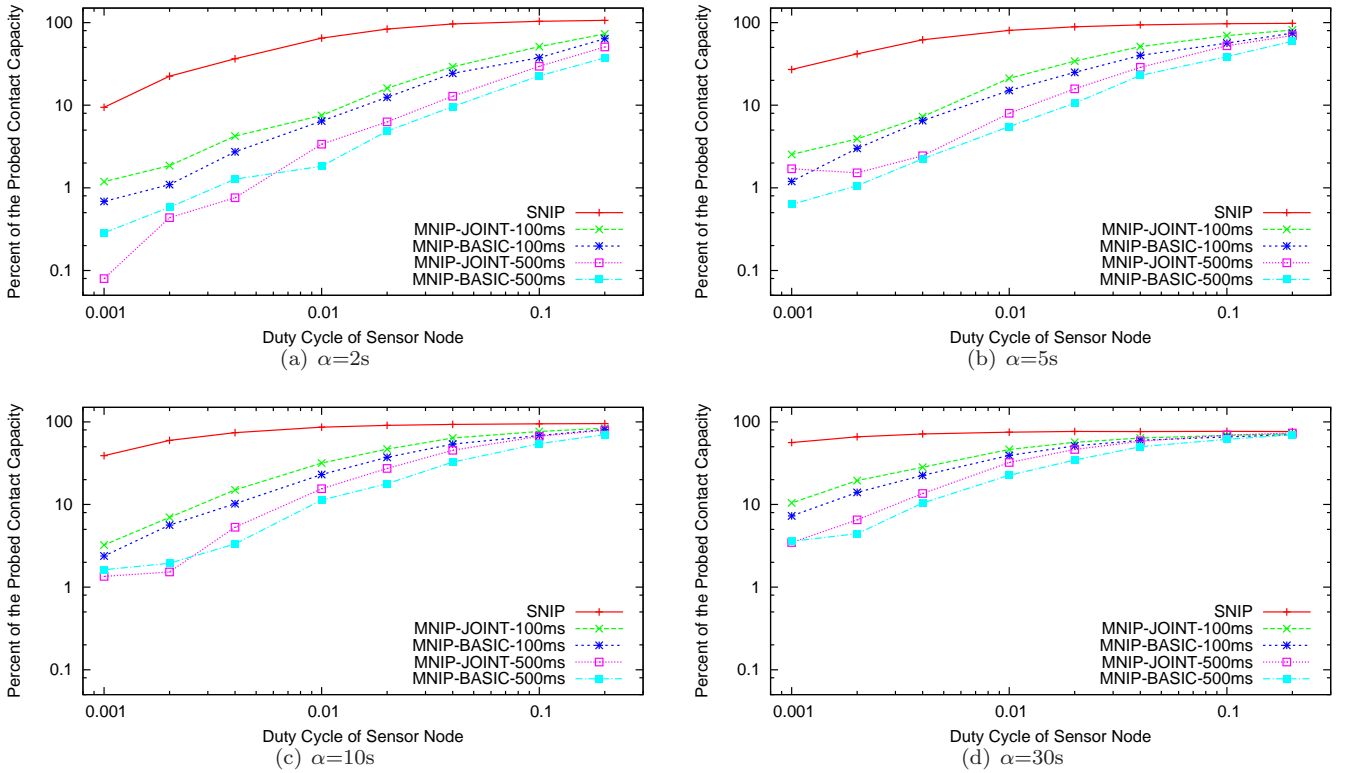


FIGURE 11. Simulation Results of SNIP, MNIP-BASIC, and MNIP-JOINT (Exponential)

More specifically, when carrying out the experiments, a student carried three nodes and moved around in the building to collect data from sensor nodes that were running SNIP, MNIP-BASIC, or MNIP-JOINT. Thus,

these three contact probing mechanisms are evaluated simultaneously in the same environment with the same user mobility.

In the experiments, we still assume that a sensor

node always has sensor data to be collected. To get meaningful results in a short time, the student will visit the five positions periodically (once per two hours) and stay at each position for a few seconds (about 20 seconds). We have evaluated the results when the duty-cycle of sensor node equals 0.001, 0.002, 0.0033, 0.005, and 0.01. For each duty-cycle, the experiment will last for three days.

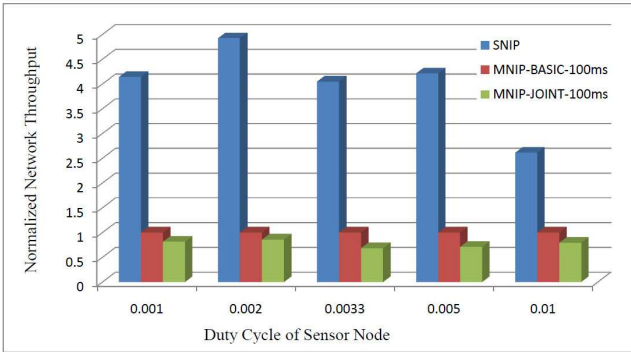


FIGURE 12. Testbed Evaluation Results of SNIP

Figure 12 shows the experiment results. Since we don't know the exact amount of the overall contact capacity, instead of the percent of probed contact capacity, we plot the network throughput, i.e., the total number of bytes collected from all sensor nodes. Due to the wide range of the collected bytes, for each evaluated duty-cycle, we plot the normalized network throughput (normalized to MNIP-BASIC) together. Figure 12 indicates that SNIP does perform much better than MNIP mechanisms on the real hardware platforms. SNIP can improve the amount of collected data by 150%-370%.

All the above analysis, simulation, and experiment results indicate that SNIP significantly outperforms MNIP mechanisms, especially when the duty-cycle of a sensor node is low. For opportunistic data collection in which sensor nodes must be deeply duty-cycled, SNIP still can be much more energy-efficient even if the energy consumed by the radio of sensor node in transmitting mode is more than that consumed in receiving/listening mode. Hence, SNIP should also be a promising solution when sensor nodes and smartphones communicate through Bluetooth that consumes more energy in transmitting mode<sup>2</sup>.

#### 4. SNIP-RUSH HOURS (SNIP-RH)

Through evaluating SNIP extensively, we have answered the first question in section 2. Instead of mobile nodes, the duty-cycled sensor nodes should broadcast the beacons and SNIP should be used to probe contacts in opportunistic data collection. To answer the second

<sup>2</sup>Bluetooth is distributed with almost all current smartphones and it is also adopted by many sensor nodes, such as IMote and BTnode.

one, we will study how to schedule the SNIP operations of a sensor node, i.e., how to select the duty-cycles used at different times. In this section, we first discuss the motivations for exploiting the temporal locality of human mobility. The duty-cycle selection problem is then modeled as an optimization problem. After that, SNIP-Rush Hours (SNIP-RH), a practical duty-cycle selection mechanism, is described in detail. Its analysis and simulation results are then presented and discussed at the end of this section. Note that the smartphone users' mobility traces from Nokia Mobile Data Challenge [17][18] have been used to validate SNIP-RH under more realistic environments.

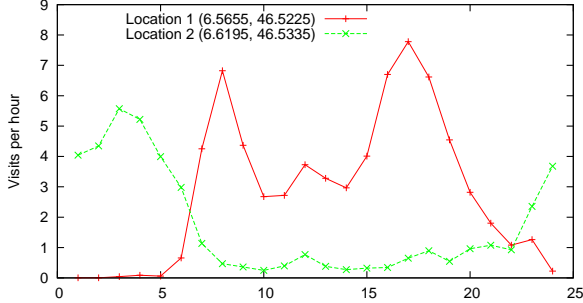
#### 4.1. Motivation

The straightforward way is to probe contacts in *all time* with a fixed duty-cycle, which is selected so that the amount of probed contact capacity is just enough to upload its sensor data. This mechanism will be referred to as SNIP-AT. However, considering that the intended applications are delay-tolerant, a sensor node could have a lot of freedom when scheduling SNIP operations and there should be further opportunities for improving the performance of contact probing. SNIP-RH is thus motivated by the following two further observations.

First, the mobility of mobile nodes (i.e., smartphone users) normally follows some repeated mobility patterns. It has been shown that human trajectories have a high degree of temporal and spatial regularity and their mobility follows simple reproducible patterns [16][24]. The temporal distribution of human mobility also shows high variance [25]. Hence, the contacts between a sensor node and mobile nodes tend to arrive unevenly across the time and *rush hours* will exist in the temporal distribution of these contacts. In [26], the authors studied the temporal distribution of user travel demand at the Midpoint Bridge, Florida, USA. They found that rush hours do exist and don't disappear even after a time-variable pricing scheme is adopted by the toll bridge for spreading the travel demand. The possible reason is that people must live according to the same timetable agreed by the whole society and it cannot be changed easily.

Through analyzing the smartphone users' mobility traces from Nokia Mobile Data Challenge that contain GPS readings of almost 200 participants in the course of 1+ year [17][18], we have validated these findings in a more appropriate spatial granularity for opportunistic data collection [10]. Hence, temporal locality does and will exist in the mobility of smartphone users. Due to the repeated pattern followed by their mobility, it also becomes possible for a sensor node to learn and/or predict rush hours, during which mobile nodes visit more frequently. Furthermore, we find that for different locations, smartphone users may visit them with different temporal patterns. Figure 13 illustrates that two locations in Lausanne, Switzerland

have totally different rush hours. Thus, instead of one probing strategy for all sensor nodes, each node should learn and adapt to the temporal pattern that smartphone users visit itself.



**FIGURE 13.** Temporal distributions of smartphone GPS readings for two locations in Lausanne

Second, according to the results in section 3,  $\Upsilon$  (the percent of the probed contact capacity) is independent of the value and the distribution of  $I'$  (the time between two consecutive contacts). However,  $I'$  does affect the overall contact capacity. Consequently, when probing contacts with the same duty-cycle, the amount of probed contact capacity during rush hours (the periods that contacts arrive much more frequently) will be much higher than that probed during other periods of the same length. Alternatively, in rush hours, the same amount of contact capacity can be probed with a much lower energy consumption. Hence, temporal locality of the smartphone users' mobility should be exploited when probing the contacts. More specifically, when it is possible, contact probing should be carried out mainly in rush hours for saving energy.

In summary, temporal locality (i.e., rush hours) exists widely in the mobility of smartphone users. It should and could be exploited by a sensor node when scheduling SNIP operations.

#### 4.2. Optimization-based SNIP Scheduling

In this subsection, scheduling SNIP operations to exploit the temporal locality of human mobility will be modeled as an optimization problem. More specifically, we assume that a sensor node has a target of the probed contact capacity ( $\zeta_{target}$ ) which is just enough to upload the sensor data generated for satisfying the application requirements. We also assume that a sensor node has a budget for the energy consumed by contact probing ( $\Phi_{max}$ ) so that it can assure at least a minimum lifetime. When it is possible to probe the necessary contacts under the energy budget, a sensor node will try to minimize the energy consumption for extending its life. Otherwise, a sensor node will maximize the probed contact capacity under the energy budget and adjust its data rate accordingly.

$\Gamma$  is used here to denote the epoch length of mobile

nodes' repeated mobility pattern and an epoch is divided into  $n$  time-slots with the following length,  $t_1, t_2, \dots, t_n$ . We assume that the contact arrival process of each time-slot (both contact arrival frequency and contact length distribution) can be learned accurately. Based on the learned contact arrival process and the closed-form equations of SNIP model (equation 8 and 9), we can deduce  $\zeta_i(d_i) = \frac{t_i}{\Gamma} * \alpha_i * \Upsilon_i(d_i, \alpha_i)$ , which is the amount of contact capacity probed during time-slot  $i$  when SNIP is carried out with a duty-cycle  $d_i$ . With a scheduling plan  $(d_1, d_2, \dots, d_n)$ , the total amount of probed contact capacity is  $\zeta = \sum_{i=1}^n \zeta_i(d_i)$  and the energy consumed for contact probing is  $\Phi = \sum_{i=1}^n t_i * d_i$ . Hence, the task of scheduling SNIP operations becomes a duty-cycle selection problem, in which a sensor node need decide the value of  $d_i$  for each time-slot to optimize the performance of contact probing.

The duty-cycle selection problem can then be solved through the following two steps. In the first step, a sensor node tries to maximize  $\zeta$  under the constraints that  $\Phi \leq \Phi_{max}$  and  $0 \leq d_i \leq 1$  ( $i = 1, 2, \dots, n$ ). If the maximal  $\zeta$  is less than  $\zeta_{target}$ , the sensor node has gotten the optimal scheduling plan and it should reduce its data rate accordingly. Otherwise, the second step will be executed. In the second step, the sensor node will try to minimize  $\Phi$  under the constraints that  $\zeta \geq \zeta_{target}$  and  $0 \leq d_i \leq 1$  ( $i = 1, 2, \dots, n$ ). Hence, the life of the sensor node can be maximized. This two-step optimization-based scheduling mechanism will be referred to as SNIP-OPT.

Although SNIP-OPT can produce the optimal scheduling plan, it may not be applicable since SNIP-OPT assumes that a sensor node knows the exact contact arrival process for each time-slot. As illustrated in Figure 13, for different locations, the visits of smartphone users follow different temporal distributions. Thus, it would be hard for engineers to get these information for each sensor node. It is also difficult to enable sensor nodes to learn the information and execute SNIP-OPT autonomously. First, the CPU of sensor node may not be powerful enough to solve the optimization problem. Note that the percent of probed contact capacity is not linearly related with duty-cycle when the used duty-cycle is higher than a threshold. SNIP-OPT fundamentally includes two nonlinear programming problems. Second, considering the large number of parameters to be estimated (contact arrival frequency and contact length distribution for each time-slot) and the low duty-cycle that must be used for longevity, it is very challenging for a sensor node to learn the information required by SNIP-OPT. In this paper, MATLAB is used to solve the optimization problem and the results are used to compare with SNIP-RH, a practical mechanism to be presented below.



### 4.3. Details of SNIP-RH

Although it is hard to know the exact contact arrival process of each time-slot, it should be easy to identify the time-slots expected to have high contact capacity. Based on this observation, SNIP-Rush Hours (SNIP-RH) is designed to exploit the temporal locality of human mobility. The main principle of SNIP-RH is that SNIP is activated only during rush hours, the periods in which contacts are expected to arrive more frequently. Its details will be presented and discussed below.

#### 4.3.1. Rush Hours

An epoch of mobile nodes' repeated mobility pattern is divided into  $n$  time-slots with the same length and each time-slot is marked as "1" or "0". "1" indicates that a time-slot is in a rush hour.  $n$  and  $\Gamma$  need to be determined by engineers based on the deployment environment.  $\Gamma$  should equal to the epoch length of mobile nodes' repeated mobility pattern.  $n$  should be selected based on the mobility pattern and the available resources of a sensor node. With a larger  $n$ , rush hours can be specified more accurately, but it takes more effort to identify rush hours among these time-slots.

Considering that the smartphones are used as mobile nodes and human mobility follows the diurnal pattern,  $\Gamma$  can be set to 24 hours.  $n$  can be set to 24 so that the length of each time-slot is exactly one hour.

#### 4.3.2. SNIP Scheduling

In SNIP-RH, we assume that the CPU of a sensor node wakes up periodically to decide whether to carry out contact probing. The sensor node will activate SNIP only when all of the following three conditions are satisfied.

1. To exploit temporal locality of human mobility, the current time-slot must be marked as "1".
2. The sensor node has enough sensor data to be uploaded in the next probed contact. Hence, the probed contact capacity will not be wasted and the energy consumption for contact probing can be reduced. The threshold for available sensor data can be set according to the amount of sensor data uploaded in previous probed contacts.
3. The energy that had been consumed for contact probing in the current epoch should be less than the sensor node's energy budget for contact probing.

Hence, a sensor node needs to maintain the energy that it has consumed for contact probing in the current epoch. It also needs to keep updating the average amount of sensor data uploaded during a probed contact. To filter out the noise in the amount of sensor data uploaded during a probed contact, an exponentially weighted moving average (EWMA) scheme is used and a small weight is assigned to the new sample.

#### 4.3.3. The Used Duty-cycle

The mean of contact length ( $\alpha$ ) is also learned for deciding the value of  $d_{rh}$  (the duty-cycle used by SNIP when it is activated). It is deduced based on the length of the probed contacts and the value of the used duty-cycle. To filter out the noise of contact length, an EWMA scheme is also used here and a small weight is assigned to the new sample. In SNIP-RH,  $d_{rh}$  is set to  $T_{on}/\alpha$  and this design is made based on the following observation.

According to SNIP model, when  $d \leq T_{on}/\alpha$ ,  $\Upsilon$  increases linearly with the increase of  $d$ . When  $d$  is increased further,  $\Upsilon$  increases much more slowly.  $\rho$  is used here to denote the energy cost for per-unit of the probed contact capacity and equals  $\frac{\Phi}{\zeta}$ .  $\Phi$  is the energy consumed for contact probing and it is linearly related with  $d$ .  $\zeta$  is the amount of probed contact capacity and it is linearly related with  $\Upsilon$ . Consequently, when  $d \leq T_{on}/\alpha$ ,  $\rho$  does not change with  $d$  and it equals to the smallest value.

Hence, it is desirable if  $d_{rh}$  is no larger than  $T_{on}/\alpha$ . Through setting  $d_{rh}$  to  $T_{on}/\alpha$ , a sensor node can maximize the contact capacity probed during rush hours with the smallest  $\rho$ <sup>3</sup>. The evaluation results of SNIP (as shown in figure 7, 9(a), and 9(b)) also indicate that  $\rho$  does not increase abruptly when  $d_{rh}$  is slightly larger than  $T_{on}/\alpha$ . Hence, SNIP-RH is not sensitive to the estimation accuracy of  $\alpha$  and it should work well in practice.

### 4.4. Evaluation Results: Roadside Scenario

To evaluate SNIP-RH and compare it with both SNIP-AT and SNIP-OPT, these mechanisms are studied under the following scenario of a simplified roadside wireless sensor network:  $\Gamma$  is 24 hours,  $n$  is set to 24, and the rush hours are 7:00 to 9:00 and 17:00 to 19:00.  $I'$  is 300 seconds in rush hours and it equals 1800s in other times. All contacts have the same length, i.e.,  $\alpha$  equals 2s.

To study how well these mechanisms perform under different situations,  $\Phi_{max}$  is set to  $\frac{\Gamma}{1000}$  and  $\frac{\Gamma}{100}$ , and  $\zeta_{target}$  varies from 16s to 56s.

#### 4.4.1. Numerical Results

Based on the models of these mechanisms, we first present and analyze their numerical results (produced with MATLAB) under the above scenarios of a simplified roadside wireless sensor network.

Figure 14(a) shows the amount of probed contact capacity ( $\zeta$ ) and Figure 14(b) shows the energy cost for per-unit of the probed contact capacity ( $\rho$ ) during an epoch when the energy budget is low (i.e.,  $\Phi_{max} =$

<sup>3</sup>As shown in figure 9(b), when  $\alpha$  follows the exponential distribution,  $\Upsilon$  is not linearly related with  $d$  even if  $T_c \geq \alpha$ , i.e.,  $d \leq T_{on}/\alpha$ . However, we still can observe the obvious slope change at the point that  $T_c = \alpha$ . Hence,  $d = T_{on}/\alpha$  should be a good selection for SNIP-RH even when  $\alpha$  varies a lot.

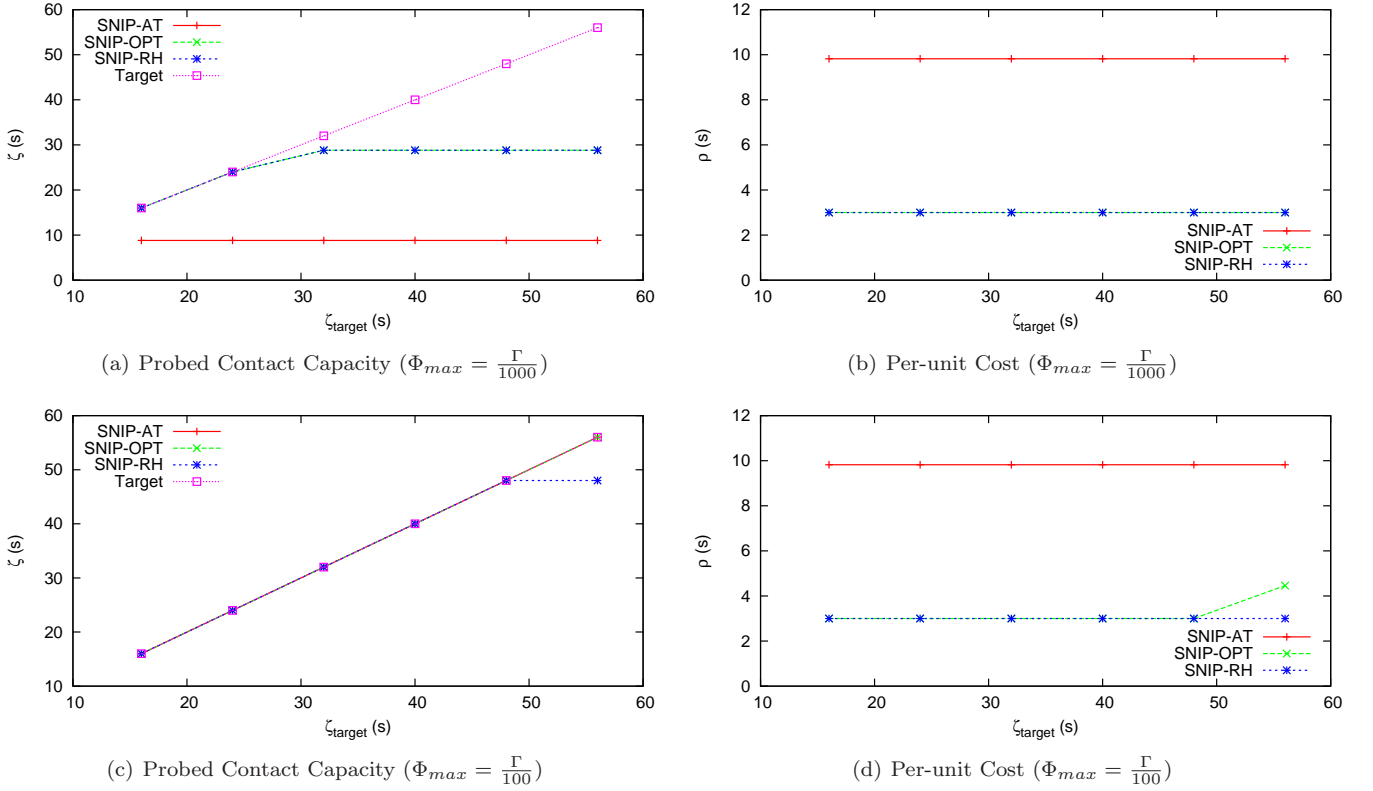


FIGURE 14. Analysis Results of SNIP Scheduling Mechanisms

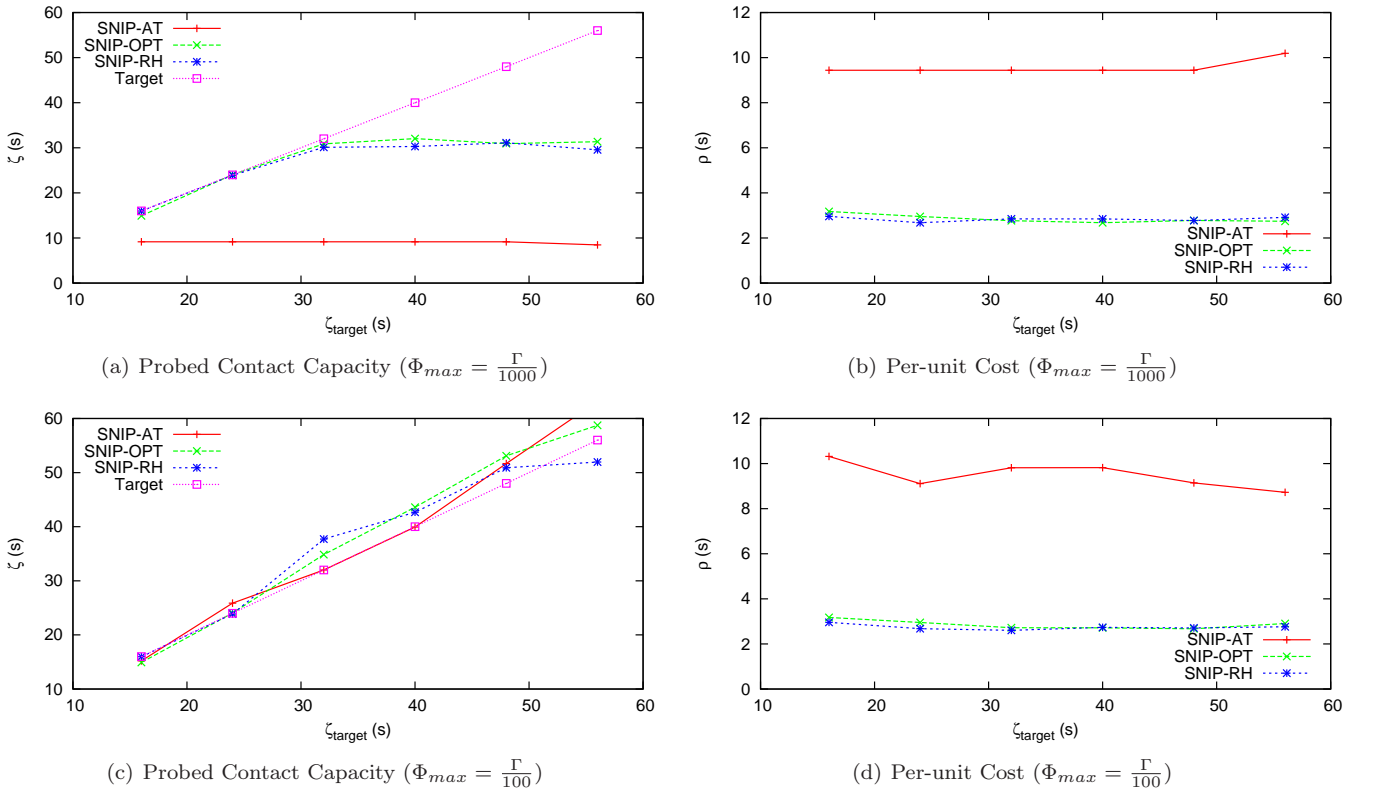


FIGURE 15. Simulation Results of SNIP Scheduling Mechanisms

$\frac{\Gamma}{1000}$ ). These plots indicate that in both metrics, SNIP-RH performs much better than SNIP-AT and its performance is equivalent to SNIP-OPT. When  $\zeta_{target} \leq 24s$ , SNIP-AT cannot probe the necessary

contacts under the energy budget, but SNIP-RH still can energy efficiently probe the necessary contacts. When  $\zeta_{target} > 24s$ , although none of these mechanisms can probe the necessary contacts, compared with SNIP-

AT, SNIP-RH can probe much more contact capacity with a much lower energy cost for per-unit of probed contact capacity.

Figure 14(c) and 14(d) show the results when the energy budget of a sensor node is high (i.e.,  $\Phi_{max} = \frac{\Gamma}{100}$ ). These plots indicate that when  $\Phi_{max}$  is large and  $\zeta_{target} \leq 48s$ , SNIP-RH can probe the necessary contacts much more energy efficiently than SNIP-AT. They also indicate that when  $\zeta_{target} = 56s$ , SNIP-RH cannot probe the targeted contact capacity. SNIP-AT and SNIP-OPT can achieve this target in this case, but they have a higher energy cost for per-unit of probed contact capacity. Depending on the application, it may be worthwhile to use a larger  $d_{rh}$  and/or mark more time-slots as rush hours for increasing the amount of contact capacity probed by SNIP-RH. This issue will be studied in the future.

#### 4.4.2. Simulation Results

To validate the above analysis, SNIP-AT, SNIP-OPT, and SNIP-RH are all implemented in Contiki-OS and simulated with COOJA under all cases studied in the above numerical analysis. In the following simulations, both  $\alpha$  and  $I'$  follow a normal distribution with small deviation (a tenth of the mean). The sensor data is generated with a constant rate derived from  $\zeta_{target}$ . The duty-cycle used by SNIP-AT and the scheduling plan used by SNIP-OPT are calculated with MATLAB and are incorporated into the code.

For each experiment, these mechanisms have been simulated for two weeks and the average results for one epoch are plotted. Figure 15 shows the results under various scenarios. These plots indicate that although there is a lot of variance in simulation results, the conclusions drawn from numerical analysis are still correct.

#### 4.5. Evaluation Results: Nokia MDC Dataset

To evaluate SNIP-RH under more realistic scenarios, trace-based simulations are carried out below based on the full Nokia MDC dataset that contain GPS readings of almost 200 participants in the course of 1+ year [17][18]. Two locations in Lausanne urban area are selected and we assume that a sensor node is deployed in each location. The contact arrival sequence of a sensor node is then generated based on the GPS readings within its communication range. Since a sensor node might not be deployed exactly on the route of a smartphone user, the contact length is calculated through dividing a distance, that is much shorter than two times of its communication range, by the speed of a GPS reading. More specifically, 5 meter is used in this paper.

For each location, based on its contact arrival sequence generated from Nokia MDC dataset, we determine the rush hours for this location and calculate the average of contact length, that is used to select the

duty-cycle used by SNIP-RH ( $d_{rh}$ ). We also calculate the optimal duty-cycle for SNIP-AT iteratively. For SNIP-OPT, due to the large number of contacts with varying length, the huge solution space (one duty-cycle per hour), and the non-linear relationship between the used duty-cycle and the probed contact capacity, it is very difficult to calculate the scheduling for SNIP-OPT. Thus, we will compare SNIP-RH with just SNIP-AT in the following simulations.

Since the overall contact capacity is higher than the above simple roadside scenario,  $\Phi_{max}$  is just set to  $\frac{\Gamma}{1000}$ . And  $\zeta_{target}$  varies from 16s to 64s for studying how well these mechanisms perform under different situations. For each experiment, these mechanisms have been simulated for 20 days and the average results for one epoch are plotted.

Figure 16 shows the results of two locations under various situations. These plots indicate that the results are similar to the simple roadside scenario and SNIP-RH performs better than SNIP-AT. Compared with the roadside scenario, the performance gap between SNIP-AT and SNIP-RH is smaller. The main reason is that in the traces generated based on Nokia MDC Dataset, the contact length has larger variance. In other words, there are a few long contacts and they can be probed successfully even by SNIP-AT with small duty-cycle. Note that compared with determining rush hours and the duty-cycle used by SNIP-RH, it is much harder for a sensor node to find the optimal duty-cycle for SNIP-AT under the dynamic and noisy environments of the real world.

#### 4.6. Discussion

In the above evaluations, we assume that a sensor node is provided with rush hour information when deployed. When deploying in the real world, a sensor node could identify rush hours autonomously. To achieve this, a sensor node could first run SNIP-AT for a small number of epochs to learn the temporal locality of human mobility. It can then use SNIP-RH to improve the performance of contact probing. Considering that a sensor node only needs to learn the order of these time-slots' contact capacity, the learning phase could be short and the used duty-cycle could be very small. Hence, rush hours could be identified quickly and energy efficiently. Furthermore, in some environments, rush hours do have some seasonal differences [10][27]. In this case, SNIP can be activated not only during rush hours with a high duty-cycle. It should also be activated during other times with a very low duty-cycle for tracking the seasonal shift of rush hours. In the future, we will evaluate the performance of this kind of autonomous SNIP-RH.

The contact arrival process also does not change in the above evaluations. However, the amount of contact capacity tends to vary a lot in the real world. In dynamic environments, SNIP-AT seems to

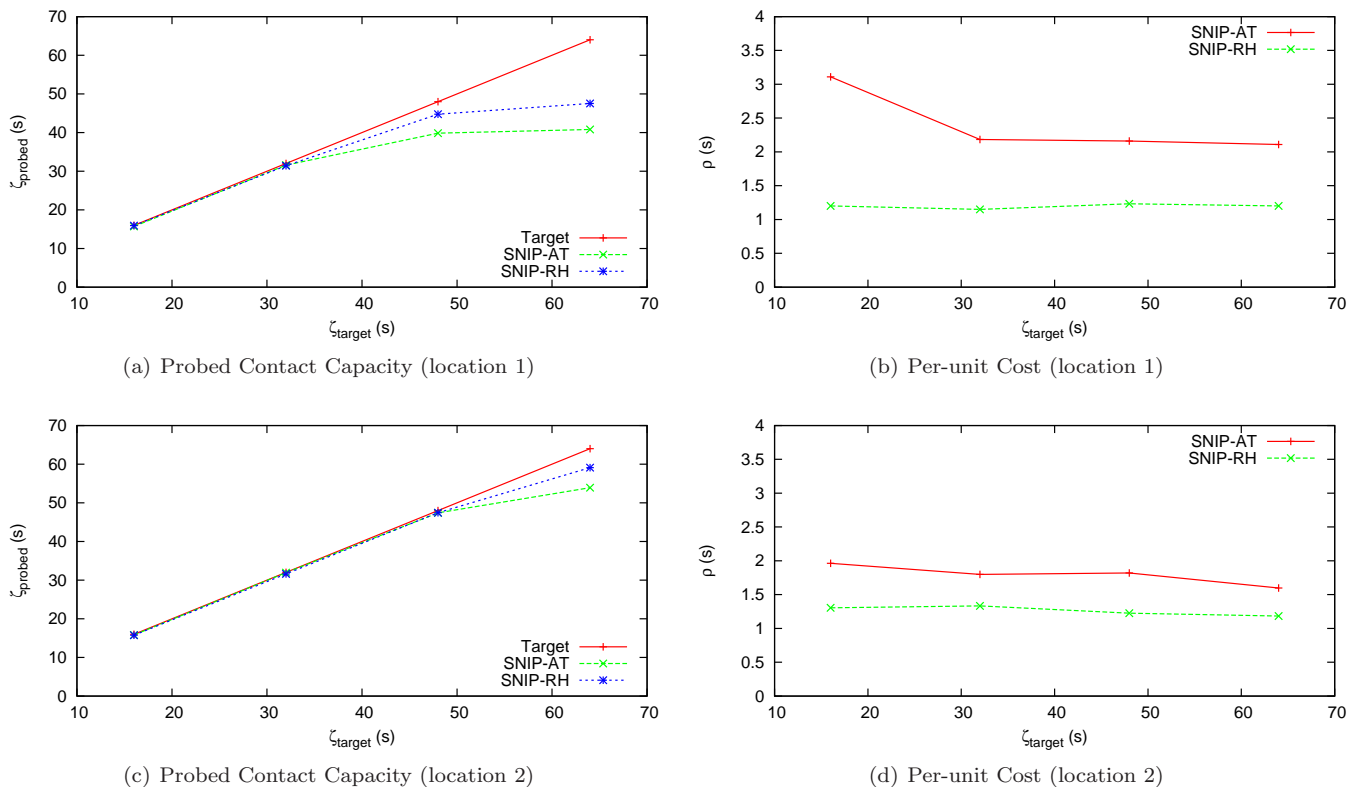


FIGURE 16. SNIP Scheduling Mechanisms with Nokia MDC Dataset

be promising since SNIP is activated in all time and the environment can be learned continuously. However, to adjust its duty-cycle according to the environment and  $\zeta_{target}$  (the target of probed contact capacity), SNIP-AT needs to accurately learn the contact arrival process of an epoch, both contact arrival frequency and contact length distribution. Considering that the expected applications are low data rate, it is very hard to accurately learn the time-varying contact arrival process with just a few samples (the probed contacts). The smaller  $\zeta_{target}$  is, the worse the situation is. Hence, a sensor node may react based on inaccurate information and this kind of adaptive SNIP-AT may not work well in dynamic environments. As discussed in subsection 4.2, SNIP-OPT also cannot work well in dynamic environments. It is even harder for a sensor node to learn the varying contact arrival process for each time-slot.

As for SNIP-RH, we argue that it could work well. Although the amount of a time-slot's contact capacity varies a lot in different epochs, the mobility pattern is invariant in the long term and rush hours will change seldom. In the case that contact capacity in rush hours is high enough to support  $\zeta_{target}$ , SNIP-RH is not sensitive to the variance of the amount of contact capacity. When contact capacity becomes less, a sensor node just need run SNIP for a longer time in rush hours and the necessary contacts still can be probed.

## 5. RELATED WORK

Due to the limited computing capability and storage size of sensor nodes, sensor data is normally sent to an application server for further processing. In the classical wireless sensor network, a dedicated static base station is used to connect sensor nodes with the application server [28]. Although sensor data can be collected continuously, the cost of the static base stations can be prohibitive under the scenarios considered in this paper. In [7][1][8][2][3][4][5][6][29], the use of resource-rich mobile nodes was proposed to move around in the deployed area and collect data from sensor nodes within the range of one or multiple hops. In some of them [7][2][6][29], the uncontrollable mobile nodes are used to collect data opportunistically. However, none of them investigated the challenges faced by contact probing in the context of opportunistic data collection with smartphones.

As well as static sensor nodes, mobile sensor nodes have also been proposed to sense the environment, and data dissemination mechanisms among these mobile nodes have been well investigated in [30][31]. These topic is beyond the scope of this paper.

As a basic operation for mobile computing, contact probing has been extensively studied in many other contexts. In the following subsections, we will introduce the related work in two categories, i.e., how to carry out contact probing and how to adjust the frequency of contact probing.



### 5.1. Contact Probing Methods

Contact probing has been studied for delay-tolerant applications and Bluetooth-based opportunistic applications [32][33]. Unlike contact probing in opportunistic data collection, all nodes in these applications are similar to each other and all of them will broadcast beacons independently.

In many RFID applications [34][35], passive RFID tags without any energy consumption are attached to objects so that they can be found and tracked by RFID readers. However, the corresponding RFID readers are too expensive, clumsy, and power hungry for mobile nodes in opportunistic data collection. The reading/detection range is also too short.

In [3][36], a mobile node with controllable mobility has been used to collect data from a sensor node. The mobile node first moves to a sensor node, collects all data from this node, and moves to another sensor node. Before collecting data, a mobile node will first activate a sensor node through light, magnetic, or the second low-power radio. Hence, some additional hardware components are needed for these schemes. In [1], it is assumed that sensor nodes can predict the arrival of mobile nodes. The radio of a sensor node is then turned on only when a mobile node will come soon. Hence, a sensor node can be found by a mobile node easily and energy efficiently. However, the arrival of mobile nodes cannot be predicted accurately when mobile nodes are uncontrollable and this scheme cannot be used by a sensor node to determine when to turn on radio for contact probing. Instead, the predictability of rush hours is exploited in SNIP-RH when determining the duty-cycle used for contact probing.

Low-power MAC protocols, such as B-MAC [37] and X-MAC [38], have also been used for finding the peer to communicate with. However, in opportunistic data collection with smartphones, a mobile node does not know the position of a sensor node. Hence, it cannot know when to transmit the preamble and cannot decide the preamble's length. In addition, when collecting data from a sensor node, the throughput of these MAC protocols is too low for opportunistic data collection with uncontrollable mobility.

In [20], mobile node-initiated probing mechanisms have also been studied in the context of opportunistic data collection. Their shortcomings have been discussed in section 3. Similar to SNIP, low power listening proposed in [39][40] also lets a sensor node periodically broadcast beacons to declare its presence. Through low power listening, the sink node in Koala [40] can then activate the whole network hop by hop. In [36], it is also proposed to use a mobile robot with controlled mobility to collect data from sensor nodes running low power listening. However, low power listening has not been studied as a contact probing mechanism in the context of opportunistic data collection with uncontrollable mobility of smartphone users.

### 5.2. Adaptive Contact Probing

Adaptive contact probing has also been studied in Bluetooth-based opportunistic applications and other delay-tolerant applications [32][33][41]. The radio of the nodes in these applications consumes much more energy in transmitting mode. Through tuning the probing frequency, these proposals try to achieve better tradeoff between the probability of missing a contact and the energy consumed by contact probing. The characteristics of contact arrival process are first studied and the adaptive rules are designed accordingly. For instance, the self-similarity of the contact arrival process among Bluetooth phones had been observed in [32] and the authors propose to increase the probing rate abruptly once a new contact is seen.

Instead of maintaining a low contact miss ratio, contact probing in opportunistic data collection tries to probe the necessary contacts energy efficiently, and the contact miss ratio can be large when  $\zeta_{target}$  is small and contacts in the environment are abundant. Furthermore, the characteristics of contact arrival process cannot be utilized due to the following reasons. First, sensor nodes are deployed at different places and their contacts with mobile nodes may follow different patterns [10]. Second, due to the low duty-cycle used by contact probing and the small memory of a sensor node, the node may not be able to learn the characteristics of its contact arrival process autonomously and timely.

Reinforcement learning has also been used to decide the duty-cycle used by a sensor node for contact probing [27][42][43]. However, a sensor node can only explore a small number of states and strategies (the duty-cycle values used by this node) due to its limited resources. With a small duty-cycle, it is also challenging to recognize the state and adopt the suitable strategy in a timely manner. Hence, a sensor node must also make decisions based on the inaccurate information learned with a small duty-cycle and the performance may be adversely affected.

When the duty-cycle must be low and the dynamic contact arrival process can not be accurately learned online, it should be necessary and promising to exploit the long-term invariant of the environment, such as rush hours in the repeated mobility pattern of mobile nodes. This is why and how SNIP-RH is designed in this paper.

## 6. CONCLUSION

In this paper, the challenges faced by contact probing in the context of opportunistic data collection are investigated systematically and SNIP, a Sensor Node-Initiated Probing mechanism, is first proposed for improving the performance of contact probing when the duty-cycle of a sensor node is fixed. The analysis, simulation, and testbed evaluations demonstrate that SNIP outperforms mobile node-initiated probing mechanisms from the literature, especially when the duty-cycle of a sensor node is low.

Influenced by the fact that the intended applications are delay-tolerant, that mobile nodes tend to follow some repeated mobility patterns, and that contacts are distributed unevenly over time, SNIP-RH (SNIP-Rush Hours) is also proposed in this paper to exploit the temporal locality of human mobility. The analysis and simulation results indicate that under typical roadside wireless sensor network scenarios and the more realistic scenarios based on Nokia MDC Dataset, SNIP-RH can significantly reduce the energy consumed for probing the necessary contacts or significantly increase the probed contact capacity under a sensor node's energy budget for contact probing.

In the future, through more trace-based simulations and additional testbed experiments, we will evaluate SNIP-RH with the capability of autonomously learning and exploiting the temporal locality of smartphone users' mobility. Furthermore, we will investigate other issues that arise when smartphones act as mobile nodes, such as incentives, user privacy, and data security that are also encountered in participatory sensing [44][45][46].

## ACKNOWLEDGEMENTS

This work is supported in part by the Irish HEA PRTLIV NEMBES Grant and the CTVR Grant (SFI 10/CE/I 1853) from Science Foundation Ireland. Portions of the research in this paper used the MDC Database made available by Idiap Research Institute, Switzerland and owned by Nokia. The authors thank the Cork Constraint Computation Centre (4C) at University College Cork for the use of their computing cluster in simulations. Preliminary results were presented in the 4th International Workshop on Sensor Networks (held with IEEE ICDCS 2011) [47] and the 1st Intl Workshop on Cyber-Physical Networking Systems (held with IEEE INFOCOM 2011) [48]. The authors thank the reviewers for their insightful comments.

## REFERENCES

- [1] Chakrabarti, A., Sabharwal, A., and Aazhang, B. (2003) Using predictable observer mobility for power efficient design of sensor networks. *Proceedings of the 2nd International Conference on Information Processing in Sensor Networks*, 22-23 April, pp. 129–145. Springer-Verlag, Palo Alto, CA, USA.
- [2] Pasztor, B., Musolesi, M., and Mascolo, C. (2007) Opportunistic mobile sensor data collection with SCAR. *Proceedings of the IEEE International Conference on Mobile Adhoc and Sensor Systems*, 8-11 October, pp. 1–12. IEEE, Pisa, Italy.
- [3] Somasundara, A. A., Kansal, A., Jea, D. D., Estrin, D., and Srivastava, M. B. (2006) Controllably mobile infrastructure for low energy embedded networks. *IEEE Transactions on Mobile Computing*, **5**, 958–973.
- [4] Liu, W., Wang, J., Xing, G., and Huang, L. (2009) Throughput capacity of mobility-assisted data collection in wireless sensor networks. *Proceedings of the 6th IEEE International Conference on Mobile Adhoc and Sensor Systems*, 12-15 October, pp. 70–79. IEEE, Macau, China.
- [5] Zhao, M. and Yang, Y. (2009) Bounded relay hop mobile data gathering in wireless sensor networks. *Proceedings of the 6th IEEE International Conference on Mobile Adhoc and Sensor Systems*, 12-15 October, pp. 373–382. IEEE, Macau, China.
- [6] Li, Z., Li, M., Wang, J., and Cao, Z. (2011) Ubiquitous data collection for mobile users in wireless sensor networks. *Proceedings IEEE INFOCOM*, 10-15 April, pp. 2246–2254. IEEE, Shanghai, China.
- [7] Shah, R. C., Roy, S., Jain, S., and Brunette, W. (2003) Data mules: modeling a three-tier architecture for sparse sensor networks. *Proceedings of the 1st IEEE International Workshop on Sensor Network Protocols and Applications*, 11 May, pp. 30–41. IEEE, Anchorage, Alaska, USA.
- [8] Wang, W., Srinivasan, V., and Chua, K.-C. (2005) Using mobile relays to prolong the lifetime of wireless sensor networks. *Proceedings of the 11th Annual International Conference on Mobile Computing and Networking*, 28 August - 2 September, pp. 270–283. ACM, Cologne, Germany.
- [9] Wu, X., Sreenan, C. J., and Brown, K. N. (2011) A shared opportunistic infrastructure for long-lived wireless sensor networks. *Proceedings of the 2nd International ICST Conference on Mobile Lightweight Wireless Systems Workshops*, 9-10 May, pp. 330–337. Springer-Verlag, Bilbao, Spain.
- [10] Wu, X., Brown, K. N., and Sreenan, C. J. (2013) Analysis of smartphone user mobility traces for opportunistic data collection in wireless sensor networks. *Pervasive and Mobile Computing*, **9**, 881–891.
- [11] Carroll, A. and Heiser, G. (2010) An analysis of power consumption in a smartphone. *Proceedings of the 2010 USENIX Conference on USENIX Annual Technical Conference*, 22-25 June. USENIX Association, Boston, MA.
- [12] Polastre, J., Szewczyk, R., and Culler, D. (2005) Telos: enabling ultra-low power wireless research. *Proceedings of the Fourth International Symposium on Information Processing in Sensor Networks*, 25-27 April, pp. 364–369. IEEE Press, Los Angeles, California.
- [13] Dunkels, A., Gronvall, B., and Voigt, T. (2004) Contiki - a lightweight and flexible operating system for tiny networked sensors. *Proceedings of the 29th IEEE International Conference on Local Computer Networks*, 16-18 November, pp. 455–462. IEEE, Tempa, FL, USA.
- [14] Osterlind, F., Dunkels, A., Eriksson, J., Finne, N., and Voigt, T. (2006) Cross-level sensor network simulation with COOJA. *Proceedings of the 31st IEEE Conference on Local Area Network*, 14-16 November, pp. 641–648. IEEE, Tempa, FL, USA.
- [15] *TinyOS Programming*. Cambridge University Press.
- [16] Gonzalez, M. C., Hidalgo, C. A., and Barabasi, A.-L. (2008) Understanding individual human mobility patterns. *Nature*, **453**, 779–782.
- [17] Kiukkonen, N., Blom, J., Dousse, O., Gatica-Perez, D., and Laurila, J. (2010) Towards rich mobile phone datasets: Lausanne data collection campaign.

- Proceedings of the 7th International Conference on Pervasive Services*, 13-15 July. ACM, Berlin, Germany.
- [18] Juha K. Laurila, e. a. (2013) From big smartphone data to worldwide research: The mobile data challenge. *Pervasive Mobile Computing*, **9**, 752–771.
- [19] Osterlind, F., Wirstrom, N., Tsiftes, N., Finne, N., Voigt, T., and Dunkels, A. (2010) StrawMAN: Making sudden traffic surges graceful in low-power wireless networks. *Proceedings of the 6th Workshop on Hot Topics in Embedded Networked Sensors*, pp. 141–145. ACM, Killarney, Ireland.
- [20] Anastasi, G., Conti, M., and Francesco, M. D. (2009) An analytical study of reliable and energy-efficient data collection in sparse sensor networks with mobile relays. *Proceedings of the 6th European Conference on Wireless Sensor Networks*, 11-13, February, pp. 199–215. Springer-Verlag, Cork, Ireland.
- [21] Nordic Semiconductor *Nordic Semiconductor figures for nRF24AP1*.
- [22] Kim, D. H., Kim, Y., Estrin, D., and Srivastava, M. B. (2010) SensLoc: Sensing everyday places and paths using less energy. *Proceedings of the 8th ACM Conference on Embedded Networked Sensor Systems*, 3-5, November, pp. 43–56. ACM, Zurich, Switzerland.
- [23] Zhuang, Z., Kim, K.-H., and Singh, J. P. (2010) Improving energy efficiency of location sensing on smartphones. *Proceedings of the 8th International Conference on Mobile Systems, Applications, and Services*, 15-18 June, pp. 315–330. ACM, San Francisco, CA, USA.
- [24] Kaltenbrunner, A., Meza, R., Grivolla, J., Codina, J., and Banchs, R. (2010) Urban cycles and mobility patterns: Exploring and predicting trends in a bicycle-based public transport system. *Pervasive and Mobile Computing*, **6**, 455–466.
- [25] Ross, C., Guensler, R., Washington, S., and LeBlanc, D. (1995) Temporal distributions of engine starts, hot soaks, and modal operating fractions across three cities. *The Emission Inventory: Programs and Progress (A Specialty Conference Sponsored by the US Environmental Protection Agency and the Air and Waste Management Association)*.
- [26] Cain, A., Burris, M. W., and Pendyala, R. M. (2001) Impact of variable pricing on temporal distribution of travel demand. *Transportation Research Record*, **1**, 36–43.
- [27] Dyo, V. and Mascolo, C. (2007) A node discovery service for partially mobile sensor networks. *Proceedings of the 2nd International Workshop on Middleware for Sensor Networks*, 26-30 November, pp. 13–18. ACM, Newport Beach, California.
- [28] Akyildiz, I., Su, W., Sankarasubramaniam, Y., and Cayirci, E. (2002) Wireless sensor networks: a survey. *Computer Networks*, **38**, 393–422.
- [29] Park, U. and Heidemann, J. (2011) Data muling with mobile phones for sensor networks. *Proceedings of the 9th ACM Conference on Embedded Networked Sensor Systems*, 1-4 November, pp. 162–175. ACM, Seattle, Washington.
- [30] Lee, U., Magistretti, E., Gerla, M., Bellavista, P., and Corradi, A. (2009) Dissemination and harvesting of urban data using vehicular sensing platforms. *IEEE Transactions on Vehicular Technology*, **58**, 882–901.
- [31] de Freitas, E. P., Heimfarth, T., Wagner, F. R., Pereira, C. E., and Larsson, T. (2013) Exploring geographic context awareness for data dissemination on mobile ad hoc networks. *Ad Hoc Networks*, **11**, 1746–1764.
- [32] Wang, W., Srinivasan, V., and Motani, M. (2007) Adaptive contact probing mechanisms for delay tolerant applications. *Proceedings of the 13th Annual ACM International Conference on Mobile Computing and Networking*, 9-14 September, pp. 230–241. ACM, Montreal, QC, Canada.
- [33] Drula, C. Fast and energy efficient neighbour discovery for opportunistic networking with bluetooth. Master Thesis.
- [34] Holzinger, A., Schwabinger, K., and Weitlaner, M. (2005) Ubiquitous computing for hospital applications: RFID-applications to enable research in real-life environments. *Proceedings of the 29th Annual International Computer Software and Applications Conference*, 26-28 July. IEEE, Edinburgh, UK.
- [35] Niederman, F., Mathieu, R. G., Morley, R., and Kwon, I.-W. (2007) Examining RFID applications in supply chain management. *Communications of the ACM*, **50**, 93–101.
- [36] Tekdas, O., Isler, V., Lim, J. H., and Terzis, A. (2009) Using mobile robots to harvest data from sensor fields. *IEEE Wirelss Communications*, **16**, 22–28.
- [37] Polastre, J., Hill, J., and Culler, D. (2004) Versatile low power media access for wireless sensor networks. *Proceedings of the 2nd International Conference on Embedded Networked Sensor Systems*, 3-5 November, pp. 95–107. ACM, Baltimore, MD, USA.
- [38] Buettner, M., Yee, G. V., Anderson, E., and Han, R. (2006) X-MAC: a short preamble mac protocol for duty-cycled wireless sensor networks. *Proceedings of the 4th ACM Conference on Embedded Networked Sensor Systems*, 31 October - 3 November, pp. 307–320. ACM, Boulder, Colorado, USA.
- [39] Ye, W., Silva, F., and Heidemann, J. (2006) Ultra-low duty cycle MAC with scheduled channel polling. *Proceedings of the 4th ACM Conference on Embedded Networked Sensor Systems*, 31 October - 3 November, pp. 321–334. ACM, Boulder, Colorado, USA.
- [40] Musaloiu-E, R., Liang, C.-J. M., and Terzis, A. (2008) Koala: ultra-low power data retrieval in wireless sensor networks. *Proceedings of the 7th International Conference on Information Processing in Sensor Networks*, 22-24 April, pp. 421–432. IEEE Computer Society, St. Louis, Missouri, USA.
- [41] Vladimir Dyo, e. a. (2010) Evolution and sustainability of a wildlife monitoring sensor network. *Proceedings of the 8th ACM Conference on Embedded Networked Sensor Systems*, 3-5 November, pp. 127–140. ACM, Zurich, Switzerland.
- [42] Dyo, V. and Mascolo, C. (2008) Efficient node discovery in mobile wireless sensor networks. *Proceedings of the 4th IEEE International Conference on Distributed Computing in Sensor Systems*, 11-14 June, pp. 478–485. Springer-Verlag, Santorini Island, Greece.
- [43] Francesco, M. D., Shah, K. U., Kumar, M. J., and Anastasi, G. (2010) An adaptive strategy for energy-efficient data collection in sparse wireless sensor networks. *Proceedings of the 7th European Conference*

- on *Wireless Sensor Networks*, 17-19 February, pp. 322–337. Springer-Verlag, Coimbra, Portugal.
- [44] Burke, J., Estrin, D., Hansen, M., Parker, A., Ramanathan, N., Reddy, S., and Srivastava, M. B. (2006) Participatory sensing. *World Sensor Web Workshop (in conjunction with ACM SENSYS)*, 31 October. ACM, Boulder, Colorado, USA.
- [45] Cornelius, C., Kapadia, A., Kotz, D., Peebles, D., Shin, M., and Triandopoulos, N. (2008) Anonymsense: Privacy-aware people-centric sensing. *Proceedings of the 6th International Conference on Mobile Systems, Applications, and Services*, 17-20 June, pp. 211–224. ACM, Breckenridge, CO, USA.
- [46] Lane, N., Miluzzo, E., Lu, H., Peebles, D., Choudhury, T., and Campbell, A. (2010) A survey of mobile phone sensing. *IEEE Communications Magazine*, **48**, 140–150.
- [47] Wu, X., Brown, K. N., and Sreenan, C. J. (2011) SNIP: a sensor node-initiated probing mechanism for opportunistic data collection in sparse wireless sensor networks. *Proceedings 1st International Workshop on Cyber-Physical Networking Systems*, 10-15 April, pp. 726–731. IEEE, Shanghai, China.
- [48] Wu, X., Brown, K. N., and Sreenan, C. J. (2011) Exploiting rush hours for energy-efficient contact probing in opportunistic data collection. *Proceedings of the 31st International Conference on Distributed Computing Systems Workshops*, 20-24 June, pp. 240–247. IEEE, Minneapolis, MN, USA.