



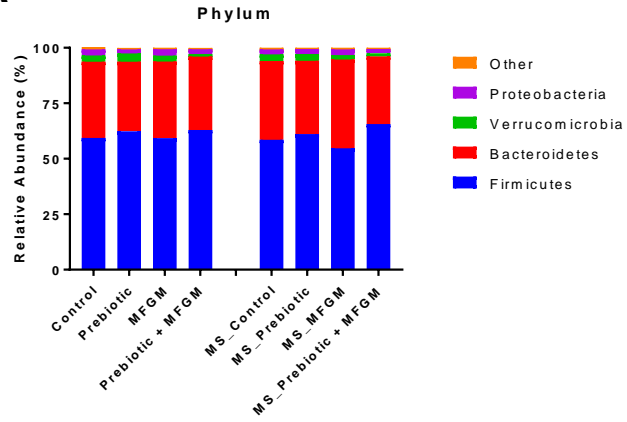
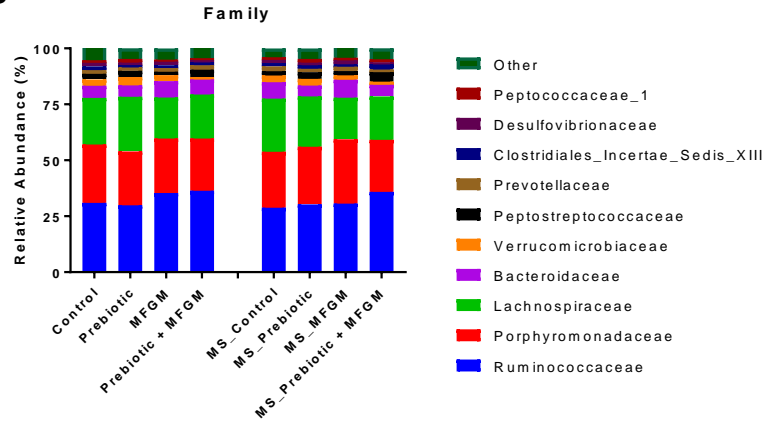
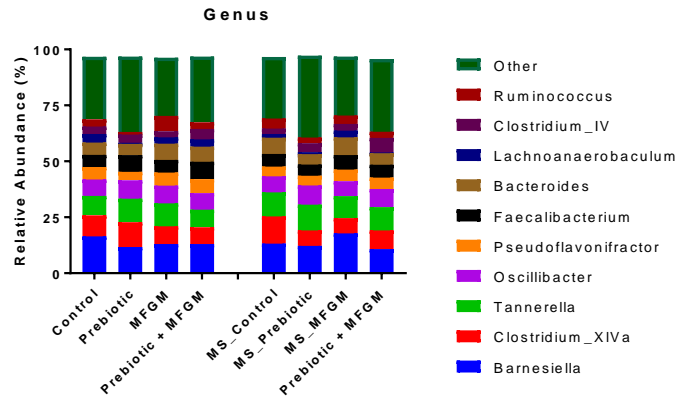
**UCC Library and UCC researchers have made this item openly available.  
Please [let us know](#) how this has helped you. Thanks!**



<b>Title</b>	The enduring effects of early life stress on the microbiota-gut-brain axis are buffered by dietary supplementation with milk fat globule membrane and a prebiotic blend
<b>Author(s)</b>	O'Mahony, Siobhain M.; McVey Neufeld, Karen-Anne; Waworuntu, Rosaline V.; Pusceddu, Matteo M.; Manurung, Sarmauli; Murphy, Kiera; Strain, Conall; Laguna, Mamen C.; Peterson, Veronica L.; Stanton, Catherine; Berg, Brian M.; Dinan, Timothy G.; Cryan, John F.
<b>Publication date</b>	2019-07-24
<b>Original citation</b>	O'Mahony, S. M., McVey Neufeld, K.-A., Waworuntu, R. V., Pusceddu, M. M., Manurung, S., Murphy, K., Strain, C., Laguna, M. C., Peterson, V. L., Stanton, C., Berg, B. M., Dinan, T. G. and Cryan, J. F. (2019) 'The enduring effects of early life stress on the microbiota-gut-brain axis are buffered by dietary supplementation with milk fat globule membrane and a prebiotic blend', <i>European Journal of Neurology</i> , 2019, pp. 1-17. doi: 10.1111/ejn.14514
<b>Type of publication</b>	Article (peer-reviewed)
<b>Link to publisher's version</b>	<a href="https://onlinelibrary.wiley.com/doi/abs/10.1111/ejn.14514">https://onlinelibrary.wiley.com/doi/abs/10.1111/ejn.14514</a> <a href="http://dx.doi.org/10.1111/ejn.14514">http://dx.doi.org/10.1111/ejn.14514</a> Access to the full text of the published version may require a subscription.
<b>Rights</b>	© 2019, Federation of European Neuroscience Societies and John Wiley & Sons Ltd. This is the peer reviewed version of the following article: O'Mahony, S. M., McVey Neufeld, K.-A., Waworuntu, R. V., Pusceddu, M. M., Manurung, S., Murphy, K., Strain, C., Laguna, M. C., Peterson, V. L., Stanton, C., Berg, B. M., Dinan, T. G. and Cryan, J. F. (2019) 'The enduring effects of early life stress on the microbiota-gut-brain axis are buffered by dietary supplementation with milk fat globule membrane and a prebiotic blend', <i>European Journal of Neurology</i> , 2019, pp. 1-17. doi: 10.1111/ejn.14514, which has been published in final form at <a href="https://doi.org/10.1111/ejn.14514">https://doi.org/10.1111/ejn.14514</a> . This article may be used for non-commercial purposes in accordance with Wiley Terms and Conditions for Self-Archiving.
<b>Embargo information</b>	Access to this article is restricted until 12 months after publication by request of the publisher.
<b>Embargo lift date</b>	2020-07-24
<b>Item downloaded from</b>	<a href="http://hdl.handle.net/10468/8474">http://hdl.handle.net/10468/8474</a>

Downloaded on 2021-05-12T02:02:31Z



**A****B****C**

	Control	Prebiotic	MFGM	MFGM + Prebiotic
Protein, % by weight	18	18	18	18
Carbohydrate, % by weight	60	59	60	59
Fat, % by weight	7	7	7	7
Protein, % kcal from	19	19	19	19
Carbohydrate, % kcal from	64	63	64	63
Fat, % kcal from	17	17	17	17
	Control	Prebiotic	MFGM	MFGM + Prebiotic
<u>Ingredient</u>	<u>g/kg</u>	<u>g/kg</u>	<u>g/kg</u>	<u>g/kg</u>
Casein	200	195.81	187.04	182.85
L-cystein	3	3	3	3
Corn starh	392.374	376.774	392.464	376.909
Maltodextrin	132	132	132	132
Sucrose	100	100	100	100
Lactose, monohydrate	7.5		7.5	
Soybean oil	64.7	64.62	61.52	61.44
DHA/ARA Oil	5.3	5.3	5.3	5.3
Cellulose	50	50	50	50
Mineral Mix	13.4	13.4	13.4	13.4
Calcium Phosphate, dibasic	7.2	7.12	6.95	6.875
Vitamin Mix	15	15	15	15
Choline Bitartrate	2.5	2.5	2.5	2.5
Thiamin HCl	0.01	0.01	0.01	0.01
Vitamin K1	0.002	0.002	0.002	0.002
TBHQ, antioxidant	0.014	0.014	0.014	0.014
Galactooligosaccharides		20.86		20.86
PDX		6.44		6.44
Whey protein concentrate MFGM-10 enriched			15.9	15.9