

Title	Mass transport for Pollard waves
Authors	Kluczek, Mateusz;Stuhlmeier, Raphael
Publication date	2020-06-19
Original Citation	Kluczek, M. and Stuhlmeier, R. (2020) 'Mass transport for Pollard waves', Applicable Analysis. doi: 10.1080/00036811.2020.1766029
Type of publication	Article (peer-reviewed)
Link to publisher's version	10.1080/00036811.2020.1766029
Rights	© 2020, Informa UK Limited, trading as Taylor & Francis Group. All rights reserved. This is an Accepted Manuscript of an item published by Taylor & Francis in Applicable Analysis on 19 June 2020, available online: https://doi.org/10.1080/00036811.2020.1766029
Download date	2024-05-03 20:11:00
Item downloaded from	https://hdl.handle.net/10468/10347

Mass transport for Pollard waves

Mateusz Kluczek¹ and Raphael Stuhlmeier²

¹School of Mathematical Sciences, University College Cork, Cork, Ireland
²Centre for Mathematical Sciences, University of Plymouth, Plymouth, UK

Abstract

We provide an in-depth exploration of the mass-transport properties of Pollard’s exact solution for a zonally-propagating surface water-wave in infinite depth. Without resorting to approximations we discuss the Eulerian mass transport of this fully nonlinear, Lagrangian solution. We show that it has many commonalities with the linear, Eulerian wave-theory, and also find Pollard-like solutions in the first and second order Lagrangian theory.

1 Introduction

In 1970 Pollard [17] introduced a modification of the famous Gerstner wave [5] which provided an exact solution for the Euler equations with Coriolis forces. This was the first of many – and in recent years increasingly complex – exact solutions for geophysical waves (see [6, 9, 10] and references therein). Pollard’s zonally propagating wave has since been studied by a number of authors – its stability was investigated by Ionescu-Kruse [8], who also considered the restriction to the equatorial f -plane [7], and it was recently extended to internal waves by Kluczek [13, 12]. A thoroughgoing investigation of Pollard’s solution, including the effects of an underlying current, was performed by Constantin & Monismith [3]. Rodriguez-Sanjurjo [18] showed rigorously that a Pollard-like solution is globally dynamically possible. While the solution is rotational and thus the associated flow cannot be generated by conservative forces, some observations indicate that such waves cannot be ruled out in wave tank experiments [14, 22]. Further discussion of the oceanographic relevance of these solutions may be found in Boyd [1].

Pollard’s seminal work explored the mass transport of surface waves with rotation, for the exact Lagrangian solution, as well as for Stokes’ solution. The present paper employs new techniques and numerical tools to shed further light on the matter, treating a number of issues exactly for the first time. While the Lagrangian mass transport for Pollard’s wave is immediate, we are also able to compute the Eulerian mass transport exactly using the Lambert W -function [21]. Furthermore, in light of the surprising commonalities that have been found between trochoidal, exact solutions and linear theory (e.g. [19, 11]), we explore the linearized problem with rotation in both Eulerian and Lagrangian coordinates.

In what follows, we first present the governing equations in Lagrangian and Eulerian coordinates in Section 2. We introduce Pollard’s solution, and discuss the Eulerian and Lagrangian mean velocities associated with it in Section 3. In Section 4 we compare Pollard’s solution with the solution to the linearized problem in Eulerian coordinates, calculating the associated Eulerian and Lagrangian mean velocities. In Section 5 we look at the corresponding theory for the linearized problem in Lagrangian coordinates. Finally, we present some concluding remarks in Section 6.

2 Governing equations

The governing equations for water waves in the presence of Coriolis forces may be found in most textbooks on geophysical fluid dynamics, e.g. Pedlosky [15]. The local reference frame with origin at the Earth's surface, and rotating together with the Earth is presented in Cartesian coordinates. Therefore, the (x, y, z) coordinates represent the direction of the latitude, longitude and local vertical, respectively (sometimes called zonal, meridional, and vertical). The respective components of the velocity field are $\mathbf{u} = (u, v, w)$, and the governing equations take the form

$$\begin{cases} u_t + uu_x + vu_y + wu_z + \hat{f}w - fv = -\frac{1}{\rho}P_x, \\ v_t + uv_x + vv_y + wv_z + fu = -\frac{1}{\rho}P_y, \\ w_t + uw_x + vw_y + ww_z - \hat{f}u = -\frac{1}{\rho}P_z - g, \end{cases} \quad (1)$$

where the Coriolis parameters are given by

$$f = 2\Omega \sin \phi, \quad \hat{f} = 2\Omega \cos \phi. \quad (2)$$

Here Ω is the constant rotational speed of the Earth, $\Omega = 7.29 \times 10^{-5} \text{rad}\cdot\text{s}^{-1}$ around the polar axis towards the east. An assumption of constant density yields the incompressibility condition

$$u_x + v_y + w_z = 0. \quad (3)$$

Finally, we must impose conditions on the sea-surface, given by $z = \eta(x, y, t)$:

$$\begin{aligned} P &= P_{atm} && \text{on the free surface } z = \eta(x, y, t), \\ w &= \eta_t + u\eta_x + v\eta_y && \text{on the free surface } z = \eta(x, y, t), \end{aligned} \quad (4)$$

where P_{atm} denotes the constant atmospheric pressure. For the purpose of describing waves in the open ocean, the deep-water assumption of vanishing velocities with depth supplements the above.

In the Lagrangian description, the same equations take the form

$$(x_{tt} - fy_t + \hat{f}z_t)x_q + (y_{tt} + fx_t)y_q + (z_{tt} - \hat{f}x_t)z_q + P_q/\rho + gz_q = 0, \quad (5)$$

$$(x_{tt} - fy_t + \hat{f}z_t)x_r + (y_{tt} + fx_t)y_r + (z_{tt} - \hat{f}x_t)z_r + P_r/\rho + gz_r = 0, \quad (6)$$

$$(x_{tt} - fy_t + \hat{f}z_t)x_s + (y_{tt} + fx_t)y_s + (z_{tt} - \hat{f}x_t)z_s + P_s/\rho + gz_s = 0, \quad (7)$$

with the incompressibility condition that the Jacobi determinant be time-independent, i.e.

$$\frac{d}{dt} \left| \frac{\partial(x, y, z)}{\partial(q, r, s)} \right| = 0, \quad (8)$$

for particle labels q, r , and s and positions $x(q, r, s, t)$, $y(q, r, s, t)$ and $z(q, r, s, t)$, respectively.

3 Pollard's exact solution

In terms of the Lagrangian labels q, r , and s , Pollard [17] gave an explicit solution in the following form:

$$\begin{cases} x = q - be^{ms} \sin \theta, \\ y = r - de^{ms} \cos \theta, \\ z = s + ae^{ms} \cos \theta. \end{cases} \quad (9)$$

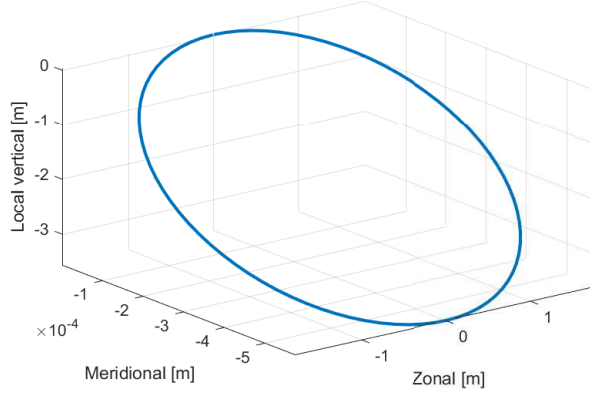


Figure 1: Closed particle paths of Pollard's wave. Here $k = 0.0628\text{m}^{-1}$, $\phi = 60^\circ$ and $a = 2$ m.

where $\theta = k(q - ct)$, and

$$(q, r, s) \in \mathbb{R} \times (-r_0, r_0) \times (-\infty, s_0(r)). \quad (10)$$

Here the Lagrangian labelling variable $r \in (-r_0, r_0)$ since we resolve the solution around a fixed latitude ϕ , so that f and \hat{f} are constant. The parameter $s_0(r)$ represents the free surface.

Using the governing equations, we find the following relations between the parameters occurring in (9):

$$m = \frac{ck^2}{\gamma} \quad (11)$$

$$b = \frac{ack}{\gamma} \quad (12)$$

$$d = -\frac{af}{\gamma} \quad (13)$$

with $\gamma = \sqrt{c^2k^2 - f^2}$. The pressure is then given explicitly by

$$P = \rho \frac{1}{2} e^{2ms} a^2 c^2 k^2 \left(1 + \frac{\hat{f}}{\gamma} \right) - \rho g s + P_{atm}. \quad (14)$$

The dispersion relation is given by

$$c^2 (c^2 k^2 - f^2) = (g - \hat{f}c)^2. \quad (15)$$

For vanishing rotation $\Omega = 0$, Pollard's solution (9) reduces to the famous Gerstner wave, with the addition of a parameter a . Otherwise it is a rotationally modified, zonally propagating wave with trochoidal free surface (see Figure 2), whose particle trajectories are closed circles inclined at an angle to the local vertical (see Figure 1). The inclination of the particle paths increases with distance from the equator (see Figure 3).

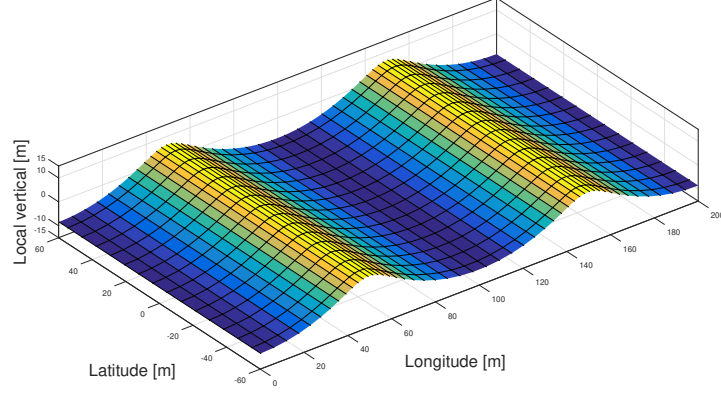


Figure 2: The profile of the wave with the parameters $k = 6.28 \times 10^{-2} \text{ m}^{-1}$, $c = 12.4934989 \text{ ms}^{-1}$, $a = 8 \text{ m}$ propagating at $\phi = 60^\circ$.

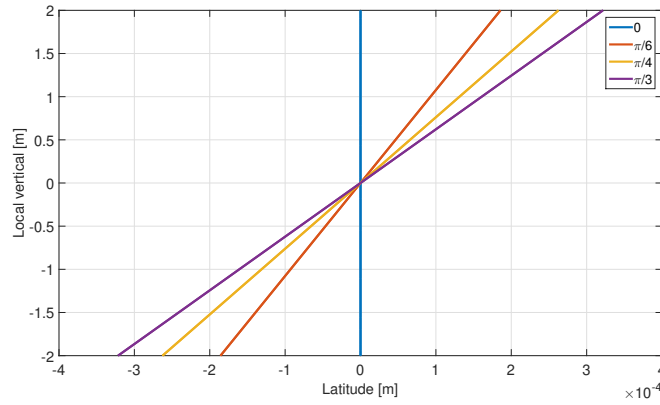


Figure 3: The tilt of particle orbits at latitudes 0° , 30° , 45° and 60° South. The tilt of particles increases as we move away from the equator towards the poles. The parameter of the amplitude is fixed to the local vertical, therefore the vertical cross section of the wave does not change with increasing latitude.

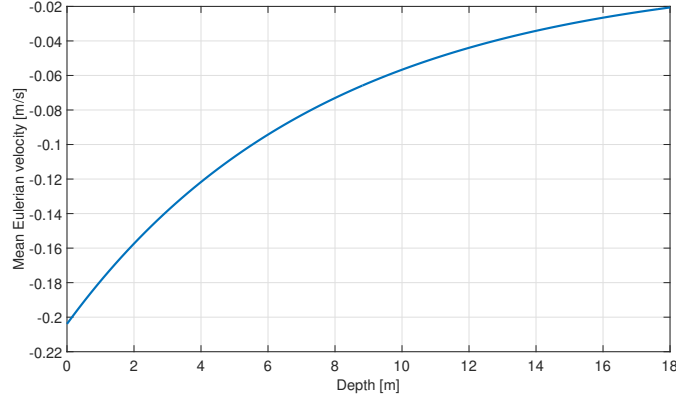


Figure 4: The mean Eulerian velocity depicted for different depths. The mean velocity is evaluated at latitude $\phi = 60^\circ$. The respective parameters of the wave are $k = 6.28 \times 10^{-2} \text{ m}^{-1}$, $c = 12.5 \text{ ms}^{-1}$, $a = 2 \text{ m}$ with period $T = 8 \text{ s}$.

3.1 Eulerian mean velocities

Calculation of Eulerian mean velocities requires fixing a point (x_0, y_0, z_0) in the fluid domain, and integrating the (Eulerian) velocity field $u(x_0, y_0, z_0, t)$ over one wave period. For Pollard's exact solution, this means inverting (9), so that $u(q, r, s, t) = \dot{x}(q, r, s, t)$ (for fixed labels q, r, s and varying positions x, y, z) can be recast as $u(x, y, z, t)$ (for fixed x, y, z and varying labels q, r, s). Such a procedure cannot be carried out analytically – however we shall see that the Eulerian mean velocity depends only on depth z_0 , and will compute it numerically.

Fixing a depth $z_0 = s + ae^{ms} \cos(\theta)$ beneath the wave trough, it is clear that we can express implicitly $s = S(z_0, \theta)$. In fact, $S = z_0 - W(am \cos(\theta)e^{mz_0})/m$, for W the Lambert W-function. Thus, noting that u is independent of y ,

$$\begin{aligned}
c + \langle u \rangle_E(z_0) &= \frac{1}{T} \int_0^T [c + u(x - ct, z_0)] dt = \frac{1}{L} \int_0^L [c + u(x - ct, z_0)] dx \\
&= \frac{1}{L} \int_0^L [c + u(q - ct, z_0)] \frac{\partial x(q, S)}{\partial q} dq \\
&= \frac{1}{L} \int_0^L (c + kcb e^{ms} \cos \theta) \frac{1 - a^2 m^2 e^{2ms}}{1 + mae^{ms} \cos \theta} dq \\
&= c - \frac{m^2 a^2 c}{L} \int_0^L e^{2mS} dq.
\end{aligned} \tag{16}$$

Therefore, the mean Eulerian velocity in the longitudinal direction is

$$\langle u \rangle_E(z_0) = -\frac{m^2 a^2 c}{L} \int_0^L e^{2mS(z_0, \theta)} dq. \tag{17}$$

which depends only on z_0 since S is periodic in $\theta = q - ct$. This exact expression may be compared with the leading order approximation given in eq. (25) of Pollard [17].

The Eulerian mean velocity is negative, and largest at the equator, where $\phi = 0$, and falls off towards the poles. This may be seen in Figure 5, where (17) has been evaluated numerically for different values of ϕ . It is readily verified that

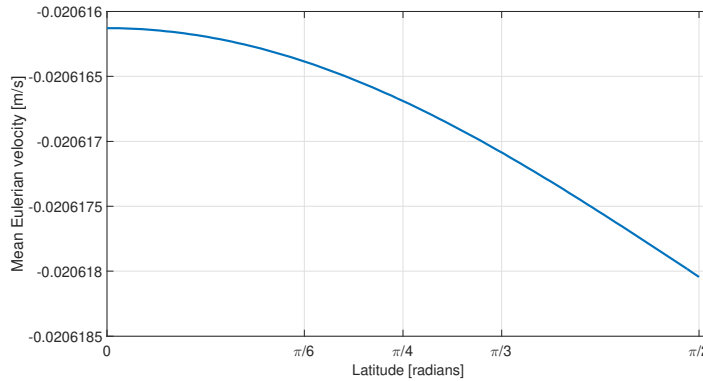


Figure 5: The mean Eulerian velocity for a fixed point at the depth $z = -18$ m. The plot presents the mean velocity evaluated with respect to increasing latitude. The wavenumber is $k = 6.28 \times 10^{-2} \text{ m}^{-1}$, the wave speed is $c = 12.5 \text{ ms}^{-1}$, and the amplitude of the wave at the surface is $a = 2$ m with period $T = 8$ s.

$$\frac{\partial}{\partial z_0} \langle u \rangle_E(z_0) = -\frac{m^2 a^2 c}{L} \int_0^L S_{z0} e^{2mS(z_0, \theta)} dq > 0, \quad (18)$$

so that $\langle u \rangle_E$ decreases with increasing depth. Numerical evaluation of (17) shows this decrease in mean Eulerian velocity, as depicted in Figure 4. There are no Eulerian mean velocities in the vertical or meridional direction, as $\langle v \rangle_E$ and $\langle w \rangle_E$ lead to an integral akin to (16), albeit with an odd, L -periodic integrand.

3.2 Lagrangian mean velocities

The Lagrangian mean velocities may be calculated from (9) by taking the integral averaged over a wave period. For the longitudinal Lagrangian mean velocity

$$\langle u \rangle_L = \frac{1}{T} \int_0^T \dot{x}(q, r, s, t) dt, \quad (19)$$

with analogous expressions for the meridional and vertical mean velocities. Differentiating (9) w.r.t. t and inserting into (19) we see that all Lagrangian mean velocities vanish, reflecting the fact that the particle trajectories are closed (see Figure 1) and there is no net wave transport.

4 Linear Eulerian theory for geophysical surface waves

The Eulerian equations (1)–(4) may be linearised by assuming small steepness of the surface waves. The linear equations for waves travelling in the zonal direction, analogous to Pollard’s waves, were given by Constantin & Monismith [3]

$$u_t + \hat{f}w - fv = -P_x, \quad (20)$$

$$v_t + fu = -P_y, \quad (21)$$

$$w_t - \hat{f}u = -P_z - g, \quad (22)$$

$$u_x + v_y + w_z = 0, \quad (23)$$

$$w = \eta_t \text{ on } z = 0, \quad (24)$$

$$u_t + \hat{f}w - fv + g\eta_x = 0 \text{ on } z = 0, \quad (25)$$

with solution

$$\eta = a_0 \cos(\theta), \quad (26)$$

$$u = mca_0 e^{mz} \cos(\theta), \quad (27)$$

$$v = \frac{fma_0}{k} e^{mz} \sin(\theta), \quad (28)$$

$$w = kca_0 e^{mz} \sin(\theta), \quad (29)$$

where $\theta = k(x - ct)$, and m and c are given in (11) and (15), respectively.

4.1 Eulerian mean velocities

The Eulerian mass transport is defined as the average

$$\langle u \rangle_E = \frac{1}{T} \int_0^T \mathbf{u} dt, \quad (30)$$

which is readily seen to vanish below the trough line for all components of the velocity field (27)–(29). By Taylor expansion about the free surface level (see [4, p. 285ff]), the zonal Eulerian mean velocity at the surface $\langle u(x, z, \eta) \rangle_E = a_0^2 m^2 c / 2$, while the meridional and vertical Eulerian mean velocities vanish. This second order effect arising from the linear theory was not considered in Pollard.

4.2 Lagrangian mean velocities

To elucidate the Lagrangian mean velocities $\langle u \rangle_L$ we must consider the particle trajectories. These satisfy the system of coupled, nonlinear ODEs

$$\dot{x} = u, \dot{y} = v, \dot{z} = w, \quad (31)$$

for u, v, w given above. By suitable rotation of the coordinates, akin to that adopted for edge waves [20], it can be shown that the Lagrangian particle paths in this linear, Eulerian theory are non-closed, with a forward drift over the wave period, corresponding to a positive Lagrangian mean velocity in the direction of wave propagation.

We switch to the rotated coordinates

$$\begin{pmatrix} x' \\ y' \\ z' \end{pmatrix} = \begin{pmatrix} 1 & 0 & 0 \\ 0 & \cos \alpha & \sin \alpha \\ 0 & -\sin \alpha & \cos \alpha \end{pmatrix} \begin{pmatrix} x \\ y \\ z \end{pmatrix} \quad (32)$$

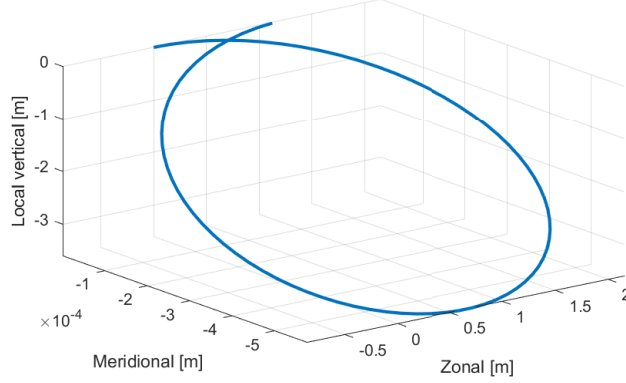


Figure 6: Example particle paths, obtained by numerical integration of the linear particle trajectory ODEs over one period. Here $k = 0.0628\text{m}^{-1}$, $\phi = 60^\circ$ and $a = 2$ m. The initial position is chosen as $(x_0, y_0, z_0) = (0, 0, 0)$. The drift over one period is 1.1 m in the direction of propagation.

and let $\tan \alpha = d/a = -f/\gamma$, see (13). In this rotated frame, the particle trajectory ODEs have the form

$$\begin{aligned}\frac{dx'}{dt} &= mca_0 e^{m(y' \sin \alpha + z' \cos \alpha)} \cos(\theta), \\ \frac{dy'}{dt} &= 0, \\ \frac{dz'}{dt} &= mca_0 e^{m(y' \sin \alpha + z' \cos \alpha)} \sin(\theta).\end{aligned}$$

Thus the particle motion is two-dimensional, confined to planes inclined at an angle α to the vertical (see [3]), and using the results of [2] the particle paths are found to be non-closed, as is easily seen using numerical integration (see Figure 6). Prior work, including Pollard's [17, Eq. (24)] built on integrating the particle trajectory ODEs (31) for a small displacement about the initial position (x_0, y_0, z_0) only (see, e.g. [4, Sec. 4.2.2]), thereby circumventing the Lagrangian mass transport contained in the first-order theory.

While a fully rigorous, quantitative theory is out of reach, by numerical integration it may be established easily that the first-order drift obtained by integrating (31) is of roughly the same magnitude as the Stokes' drift.

5 Linear Lagrangian theory for geophysical surface waves

Following Pierson [16], one can obtain a solution to the linearized form of the Lagrangian governing equations (5)–(7). Linearizing about the hydrostatic solution ($x = q$, $y = r$, $z = s$) yields

$$x_{tt} - fy_t + \hat{f}z_t + P_q/\rho + gz_q = 0, \quad (33)$$

$$y_{tt} + fx_t + P_r/\rho + gz_r = 0, \quad (34)$$

$$z_{tt} - \hat{f}x_t + P_s/\rho + gz_s = 0, \quad (35)$$

and the linear incompressibility condition

$$x_{qt} + y_{rt} + z_{st} = 0. \quad (36)$$

It is remarkable that a Pollard-like wave also solves (33)–(36). Making an ansatz of the form (9) leads to a set of algebraic equations, and the relations

$$m = \frac{k^2(\hat{f}c - g)}{f^2 - c^2k^2}, \quad b = \frac{am}{k}, \quad d = \frac{-amf}{ck^2}, \quad (37)$$

cf. (11)–(13). Subsequently the dispersion relation (15) is recovered, and it can be seen that the particle paths are circular, owing to $a^2 + d^2 = b^2$. The vertical decay scale, controlled by m , for the linear solution is distinct from the full, nonlinear solution, and the pressure is hydrostatic $P = P_{atm} - \rho g s$. The exact pressure (14) of Pollard’s exact solution is subsequently recovered as a second order correction.

6 Discussion

Exact, trochoidal solutions have much in common with the periodic wave trains found in linear Eulerian theory. In both cases we find a fluid velocity field exhibiting exponential decay with depth together with sinusoidal motion in the direction of propagation. Despite the fact that linear theory posits small wave slope, while the exact theory is valid up to the theoretical steepest (cusped) wave, we find the same dispersion relation in both cases. These commonalities have been discussed elsewhere for Gerstner waves and trochoidal edge waves, and we find them again for Pollard’s rotationally modified trochoidal wave.

The exact, trochoidal theory relies on tracking particle labels, and is based on the Lagrangian form of the governing equations. This gives rise to the two major discrepancies between linear Eulerian waves and the trochoidal theory: vorticity and mass transport. We have undertaken a study of the mass transport of Pollard’s solution, deriving in (17) an expression for the Eulerian mean velocity in terms of the Lambert W-function. This depends only on depth and latitude, and can easily be evaluated numerically. The Lagrangian mean velocities of Pollard’s solution are zero due to the closed particle paths.

The mass transport for the linear, Eulerian solution was also investigated, where Coriolis forces have the effect of slightly modifying the classical, sinusoidal wave. Nevertheless, we highlight the impact of recent results showing that the particle trajectories are not closed even for linear theory, and demonstrate the impact of this on the Lagrangian mass transport for linear, Eulerian waves in a rotating frame. By a suitable rotation of the coordinate frame, we see that the motion in these waves is strictly 2D, and particles undergo a drift in the direction of wave propagation. This first order–drift is comparable in magnitude to the second–order Stokes’ drift. We also demonstrate that the Pollard wave solves the linearized Lagrangian equations with hydrostatic pressure, and also satisfies the second-order Lagrangian equations.

Acknowledgements

Mateusz Kluczek acknowledges gratefully the support of the Science Foundation Ireland (SFI) research grant 13/CDA/2117.

References

- [1] J. P. Boyd. *Dynamics of the Equatorial Ocean*. Springer-Verlag Berlin Heidelberg, Berlin, Germany, 2018.
- [2] A. Constantin, M. Ehrnström, and G. Villari. Particle trajectories in linear deep-water waves. *Nonlinear Anal. Real World Appl.*, 9(4):1336–1344, 2008.
- [3] A. Constantin and S. G. Monismith. Gerstner waves in the presence of mean currents and rotation. *J. Fluid Mech.*, 820:511–528, 2017.
- [4] R. G. Dean and R. A. Dalrymple. *Water wave mechanics for engineers and scientists*. World Scientific Publishing Co., 1991.
- [5] F. Gerstner. Theorie der Wellen samt einer daraus abgeleiteten Theorie der Deichprofile. *Abhandlungen der kön. böhmischen Gesellschaft der Wissenschaften*, 1804.
- [6] D. Henry. On three-dimensional Gerstner-like equatorial water waves. *Phil. Trans. R. Soc. A*, 376:1–16, 2017.
- [7] D. Ionescu-Kruse. On Pollard’s wave solution at the Equator. *J. Nonlinear Math. Phys.*, 22(4):523–530, 2015.
- [8] D. Ionescu-Kruse. Instability of Pollard’s exact solution for geophysical ocean flows. *Phys. Fluids*, 28(8):086601, 2016.
- [9] D. Ionescu-Kruse. On the short-wavelength stabilities of some geophysical flows. *Phil. Trans. R. Soc. A*, 376:1–21, 2017.
- [10] R. S. Johnson. Application of the ideas and techniques of classical fluid mechanics to some problems in physical oceanography. *Phil. Trans. R. Soc. A*, 376:1–19, 2017.
- [11] B. Kinsman. *Wind Waves*. Dover, New York, 1984.
- [12] M. Kluczek. Physical flow properties for Pollard-like internal water waves. *J. Math. Phys.*, 59(12):123102, 2018.
- [13] M. Kluczek. Exact Pollard-like internal water waves. *J. Nonlinear Math. Phys.*, 26(1):133–146, 2019.
- [14] S. G. Monismith, E. A. Cowen, H. M. Nepf, J. Magnaudet, and L. Thais. Laboratory observations of mean flows under surface gravity waves. *J. Fluid Mech.*, 573:131–147, 2007.
- [15] J. Pedlosky. *Geophysical Fluid Dynamics*. Springer, 1982.
- [16] W. J. Pierson. Models of Random Seas Based on the Lagrangian Equations of Motion. Technical report, Office of Naval Research, 1961.
- [17] R. T. Pollard. Surface Waves with Rotation: An Exact Solution. *J. Geophys. Res.*, 75(30):5895–5898, 1970.
- [18] A. Rodríguez-Sanjurjo. Global diffeomorphism of the Lagrangian flow-map for Pollard-like solutions. *Ann. Mat. Pura Appl.*, 197:1787–1797, 2018.
- [19] R. Stuhlmeier. On Gerstner’s water wave and mass transport. *J. Math. Fluid Mech.*, 17:761–767, 2015.

- [20] R. Stuhlmeier. Particle paths in Stokes' edge wave. *J. Nonlinear Math. Phys.*, 22(4):507–515, 2015.
- [21] S. R. Valluri, D. J. Jeffrey and R. M. Corless. Some applications of the Lambert W function to physics. *Canadian Journal of Physics*, 78(9):823–831, 2000.
- [22] J. E. H. Weber. Do we observe Gerstner waves in wave tank experiments? *Wave Motion*, 48(4):301–309, 2011.