

Title	Vortex macroscopic superpositions in ultracold bosons in a double-well potential
Authors	Garcia-March, Miguel A.;Carr, Lincoln D.
Publication date	2015
Original Citation	Garcia-March, M. A. and Carr, L. D. (2015) 'Vortex macroscopic superpositions in ultracold bosons in a double-well potential', Physical Review A, 91(3), 033626 (9pp). doi: 10.1103/PhysRevA.91.033626
Type of publication	Article (peer-reviewed)
Link to publisher's version	https://journals.aps.org/pr/abstract/10.1103/PhysRevA.91.033626 - 10.1103/PhysRevA.91.033626
Rights	© 2015, American Physical Society
Download date	2024-04-16 08:03:16
Item downloaded from	https://hdl.handle.net/10468/4477

Vortex macroscopic superpositions in ultracold bosons in a double-well potential

M. A. Garcia-March^{1,2,3,4} and Lincoln D. Carr^{1,5}

¹*Department of Physics, Colorado School of Mines, Golden, Colorado 80401, USA*

²*Department of Physics, University College Cork, Cork, Ireland*

³*Departament d'Estructura i Constituents de la Matèria, Universitat de Barcelona, E-08028 Barcelona, Spain*

⁴*ICFO Institut de Ciències Fotòniques, Avenida Carl Friedrich Gauss, 3, E-08860 Castelldefels, Spain*

⁵*Universität Heidelberg, Physikalisches Institut, 69120 Heidelberg, Germany*

(Received 11 July 2014; revised manuscript received 16 January 2015; published 23 March 2015)

We study macroscopic superpositions in the orbital rather than the spatial degrees of freedom, in a three-dimensional, double-well system. We show that the ensuing dynamics of N interacting excited ultracold bosons, which, in general, requires at least eight single-particle modes and $\binom{N+7}{N}$ Fock vectors, is described by a surprisingly small set of many-body states. An initial state with half the atoms in each well, and purposely excited in one of them, gives rise to the tunneling of axisymmetric and transverse vortex structures. We show that transverse vortices tunnel orders of magnitude faster than axisymmetric ones and are therefore more experimentally accessible. The tunneling process generates macroscopic superpositions only distinguishable by their orbital properties and within experimentally realistic times.

DOI: [10.1103/PhysRevA.91.033626](https://doi.org/10.1103/PhysRevA.91.033626)

PACS number(s): 67.85.-d, 03.75.Gg, 03.75.Kk, 03.75.Lm

I. INTRODUCTION

Orbital physics plays a crucial role in many important phenomena, like high-temperature superconductivity or colossal magnetoresistance [1], due to the combination of orbital degeneracy and anisotropy of the vibrational states, and its correlation to other attributes, like charge or spin. Outstanding examples of many-body physics that can be achieved with orbital or p -band physics include the XYZ model and its accompanying plethora of quantum phases and transitions [2]. Recent experiments explored this role in the physics of ultracold atoms in three-dimensional (3D) optical lattices [3], where this degree of freedom can be separated from those of charge and spin and is the origin of properties such as novel phases or supersolidity [4]. Ultracold atoms are a natural system for realizing macroscopic superposition (MS) states [5], but such states have not been experimentally demonstrated, in part due to their very short decoherence times. In this article we propose a new kind of MS state based on orbital properties, a *vortex macroscopic superposition* (VMS), which has the potential for greatly increased decoherence times.

Ultracold bosons in double wells (DWs) are conventionally described by a two-mode approach, i.e., two ground modes $\ell = 0$ localized in either one of the two wells. If a great part of the population is intentionally excited to the first energy level [3], the three degenerate $\ell = 1$ orbital modes localized at each well with a z component of the angular momentum $m = 0, \pm 1$ have to be considered, together with new processes (see Fig. 1). These excited orbital modes are vortex structures. We assume that initially the atoms are distributed equally between both wells and excited to an orbital mode in one of them. Then the vortex tunnels between wells with a period shorter than the lifetime of a conventional experiment, while the number occupation of both wells remains constant. This process is accompanied by the creation of VMSs. Conventional spatial MSs decohere after a single interaction with an external particle. We argue that, in contrast, VMSs must interact with many particles in order to spatially resolve the presence of

the vortex in one well; thus, they are expected to be stronger against decoherence than other MSs in DWs [6].

Ultracold bosons condensed in the ground modes in DWs undergo two major processes: in-well interactions in pairs with energy U or tunneling between wells with energy J . The phenomena predicted by mean-field approaches, e.g., macroscopic quantum tunneling and self-trapping [7], were observed already in experiments [8]. Also, it has been shown that vortices can tunnel in DWs and that vortex-antivortex MSs can be obtained in a single trap [9]. In DWs these MSs are expected in the *Fock regime* $NU \gg U \gg J$, with N the number of atoms. In this regime, mean-field approaches cease to be useful, and other methods are required, like multiconfigurational Hartree methods [10], which are impractical in 3D DWs for VMSs. A method based on direct diagonalization of Lipkin-Meshkov-Glick-like Hamiltonians with more than two modes is used here, because it permits one to treat the 3D DW, to calculate with more atoms, and to obtain analytical results with perturbation techniques [11].

This article is organized as follows. In Sec. II we introduce the eight-mode Hamiltonian and discuss the relevant processes concerning orbital modes. In Sec. III we discuss the dynamics of VMSs. In Sec. IV we offer our conclusions.

II. HAMILTONIAN

A dilute gas of N ultracold bosons of mass M interacting through two-body interactions with coupling constant $g = 4\pi\hbar^2 a_s / M$, with a_s the s -wave scattering length, is trapped in a 3D DW potential $V(\mathbf{r})$, consisting in a DW in the z direction and harmonic transverse potentials. The latter can take any applicable functional form, for example, a Duffing potential, $V(z) = V_0(-8z^2/a^2 + 16z^4/a^4 + 1)$ (see equipotential surface in Fig. 1). We consider a two-level, eight-single-particle mode expansion of the field operator in second quantization (for further details, see Ref. [12]). These modes are functions localized in each well, which we construct from appropriate combinations of the eigenfunctions

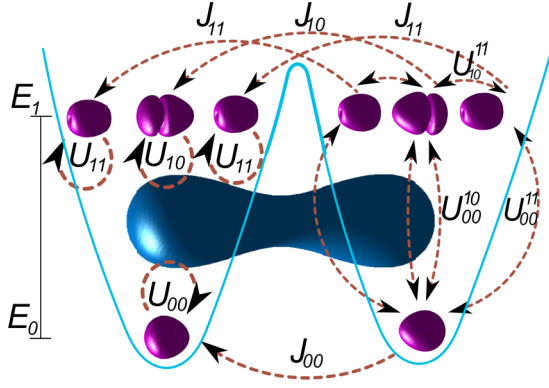


FIG. 1. (Color online) Schematic of the 3D DW. The eight modes are represented as distorted spherical harmonics (magenta) and the processes among them by arrows. In the right well, the arrows represent both tunneling and interacting processes. The blue surface is the DW equipotential surface.

of the single-particle Hamiltonian $H_{\text{sp}} = -\frac{\hbar^2}{2M} \nabla^2 + V(\mathbf{r})$. The modes located at each well can be described by the same quantum numbers as the spherical harmonics of a single-well potential: the angular momentum ℓ , its z component m , and the level index n . Note that, in contrast to spherical harmonics, the actual modes can be distorted in the z direction (see Fig. 1). For each well, we consider only a ground mode and the three modes at the first excited level of energies, which we name *orbital modes*. Therefore, the level index n is redundant with ℓ , and we omit it in the following. Then the field operator can be expressed as

$$\hat{\Psi}(\mathbf{r}) = \sum_{j,\ell,m} \hat{b}_{j\ell m} \psi_{\ell m}(\mathbf{r} - \mathbf{r}_j), \quad (1)$$

where $\psi_{\ell m}(\mathbf{r} - \mathbf{r}_j)$ are the modes localized at the well denoted with index $j \in \{1, 2\}$, whose minima are located at position \mathbf{r}_j . Here $\ell = 0$ and $m = 0$ for the ground mode and $\ell = 1$ and $m = -1, 0, 1$ for the orbital modes. The operators $\hat{b}_{j\ell m}$ obey bosonic commutation relations. This procedure yields the Hamiltonian [12,13]

$$\hat{H} \equiv \sum_{\ell m} \hat{H}_{\ell m} + \hat{H}_{\text{int}}, \quad (2)$$

with

$$\begin{aligned} H_{\ell m} = & U_{\ell m} \sum_j \hat{n}_{j\ell m} (\hat{n}_{j\ell m} - 1) \\ & - J_{\ell m} \sum_{j' \neq j} \hat{b}_{j\ell m}^\dagger \hat{b}_{j'\ell m} + \sum_j E_\ell \hat{n}_{j\ell m}, \end{aligned} \quad (3)$$

where $\hat{n}_{j\ell m} = \hat{b}_{j\ell m}^\dagger \hat{b}_{j\ell m}$ is the number operator. On the other hand, $\hat{H}_{\text{int}} = \hat{H}_{\text{inter}}^m + \hat{H}_{\text{intra}}$ is given by

$$\begin{aligned} \hat{H}_{\text{inter}}^m \equiv & U_{00}^{1m} \sum_j [(\hat{b}_{j00}^\dagger)^2 \hat{b}_{j1m} \hat{b}_{j1-m} + \text{H.c.}] \\ & + 4 U_{00}^{1m} \sum_j \hat{n}_{j00} \hat{n}_{j1m}, \end{aligned} \quad (4)$$

$$\begin{aligned} \hat{H}_{\text{intra}} \equiv & U_{10}^{11} \sum_j [(\hat{b}_{j10}^\dagger)^2 \hat{b}_{j11} \hat{b}_{j1-1} + \text{H.c.}] \\ & + 2 U_{10}^{11} \sum_j \hat{n}_{j10} (\hat{n}_{j11} + \hat{n}_{j1-1}) \\ & + 2 U_{11}^{11} \sum_j (\hat{n}_{j11} \hat{n}_{j1-1}). \end{aligned} \quad (5)$$

All the coefficients in this Hamiltonian are obtained from integrals over the on-site localized modes $\psi_{\ell m}(\mathbf{r} - \mathbf{r}_j)$, as follows:

$$J_{\ell m} = - \int d^3 \mathbf{r} \psi_{\ell m}^*(\mathbf{r} - \mathbf{r}_j) H_{\text{sp}} \psi_{\ell m}(\mathbf{r} + \mathbf{r}_j), \quad (6)$$

and

$$U_{\ell' m'}^{\ell m} = \frac{g}{2} \int d^3 \mathbf{r} |\psi_{\ell m}(\mathbf{r})|^2 |\psi_{\ell' m'}(\mathbf{r})|^2. \quad (7)$$

Note that these coefficients are not independent. Indeed, if the modes are approximated by the spherical harmonics, expressions for the relationships among them can be obtained, but the validity of these expressions is restricted to certain regimes (see [12]). In obtaining Hamiltonian (2) we have neglected the terms that involved interactions between atoms in different wells, which are negligible for larger barrier heights, as interest us here for the Fock regime and creation of macroscopic vortex superposition states. We also assumed sufficiently small interactions that only single-particle modes of angular momentum up to $\ell = 1$ are required. To slightly simplify the notation we denote the interaction coefficients for atoms with the same ℓ and m , $U_{\ell m}^{\ell m}$, as $U_{\ell m}$. Finally, E_ℓ is the energy at level ℓ .

Hamiltonian (2) has a part, denoted as $H_{\ell m}$ and given by Eq. (3), which involves only interacting and tunneling terms between atoms with the same ℓ and m . These tunneling and interaction processes are analogous to those found in a Bose-Hubbard Hamiltonian. In contrast, the second part, given by \hat{H}_{int} and Eqs. (4) and (5), involves transitions between modes with different ℓ and m , and are the DW analog of a Bose-Hubbard model extended to the p band of a 3D optical lattice. They also have some terms loosely analogous to spin-1 bosons in the s -band Bose-Hubbard model. Equation (4) with $m = 0$ accounts for *zero-vorticity interlevel transitions* which excite two atoms in the ground mode to an orbital mode with $m = 0$, or vice versa, with an energy U_{00}^{10} . For $m = \pm 1$, Eq. (4) accounts for *vortex-antivortex interlevel transitions*, in which two atoms are excited to (or decay from) an orbital mode with $m \neq 0$, each with a different sign of m , with energy U_{00}^{11} . Equation (5) accounts for a third process, the *vortex-antivortex intralevel transition*, in which two excited atoms with $m = 0$ can generate a pair of atoms with $m = \pm 1$ (each with different sign of m), or vice versa, with energy U_{10}^{11} . All tunneling, interaction, and transition processes are sketched in Fig. 1. Notice that the 3D DW shows cylindrical symmetry with respect to the z axis, and twofold \mathbb{Z}_2 symmetry, or even parity, in the transverse directions. Thus, the z component of the angular momentum, $\mathbb{L}_z = \sum m \hat{n}_{j1m}$, is conserved, while, in general, the angular momentum \mathbb{L}^2 is not (see Appendix A for an expression of this operator in second quantized language).

III. TUNNELING OF VORTICES IN A THREE-DIMENSIONAL DOUBLE WELL WITH ZERO POPULATION IMBALANCE

We focus on the Fock regime, where the interactions dominate the tunneling, $\zeta_{\ell m} \equiv J_{\ell m}/U_{\ell m} \ll 1$. We further assume that $\chi \equiv N \max_{\ell m \ell' m'} [U_{\ell' m'}^{\ell m}]/\Delta E \ll 1$, with $\Delta E = E_1 - E_0$, so the eight-mode, single-particle approximation is accurate [12]. A value of χ smaller but of the order of 1 is compatible with this model if the difference with the next energy level, that is, $\Delta E' = E_2 - E_1$, is much larger than ΔE . This can be realized with potential wells which are clearly anharmonic. In the numerical examples provided we only specify U_{00} , ζ_{00} , J_{10}/J_{00} , and χ . The undetermined coefficients $U_{\ell' m'}^{\ell m}$ are calculated by using the spherical harmonic approximation for the modes in Eq. (7), because a relationship between all these coefficients and U_{00} can be obtained, as detailed in [12]. We expand our states ψ in terms of the Fock basis, $|\psi\rangle = \sum_{i=0}^{\Omega} c_i |i\rangle$, where the Fock space has dimension $\Omega = \binom{N+7}{N}$ and $|i\rangle = \otimes_{\ell m} |n_{j\ell m}^{(i)}\rangle$, with $|n_{j\ell m}^{(i)}\rangle = (n_{j\ell m}^{(i)}!)^{-1/2} (\hat{b}_{j\ell m}^\dagger)^{n_{j\ell m}^{(i)}} |0\rangle$ (see Appendix B).

No tunneling process occurs when all atoms are in the ground modes with zero population imbalance, i.e., the same occupation of both wells. If the atoms in one well are experimentally [14,15] orbitally excited, vortex structures tunnel between wells, creating VMSs. There are two cases: Either (i) the vortex is *axisymmetric* and lies in the z direction, i.e., $m = \pm 1$; or (ii) the vortex is *transverse*, and lies in the transverse plane showing $m = 0$. Other limiting cases are discussed in [16]. Figures 5(a) and 5(b) of Appendix B show a schematic of the initial axisymmetric and transverse vortex states.

A. Axisymmetric vortex

The initial state is $|i\rangle$ with $n_{100}^{(i)} = N/2$ and $n_{211}^{(i)} = N/2$. Thus, half of the atoms are localized in well $j = 1$ with $\ell = 0$, $m = 0$, and the other half excited in well $j = 2$ to an orbital with $\ell = 1$, $m = 1$ [see Fig. 5(a)]. We use high-order perturbation theory to analyze the spectra of the two-level Hamiltonian, the perturbing part being the hopping and transition processes. We obtain quasidegenerate paired eigenvectors, $\psi_{\pm} = (1/\sqrt{2})(|i\rangle \pm |j\rangle)$, with $n_{200}^{(j)} = N/2$ and $n_{111}^{(j)} = N/2$, and splitting given by

$$\Delta \varepsilon_{\pm 1} = 2(N/2!)^2 J_{00}^{N/2} J_{11}^{N/2} \tilde{U}_a,$$

$$\tilde{U}_a = \sum_{i_1=0}^1 \sum_{i_2=0}^1 \dots \sum_{i_{N-1}=0}^1 \prod_{j=1}^{N-1} U_a \left(\sum_{k=1}^j i_{k,j} - \sum_{k=1}^j i_{k,k} \right),$$

$$U_a(n, p) = (-1)^{(n+p)} \{ U_{00} 2n[N/2 - n] + U_{11} 2p[N/2 - p] - 4U_{00}^{11} [N/2(n+p) - 2np] \}^{-1}, \quad (8)$$

with $N/2 - 1 \leq \sum_{j=1}^{N-1} i_j \leq N/2$ (see Appendix C for the derivation of this expression). We validated Eq. (8) for small N in simulations, and note that, despite the complex sums and lack of a simple expansion, the essential scaling is $\Delta \varepsilon_{\pm 1} \sim U_{00}(J_{00}J_{11})^{N/2}/[N!(U_{00})^N]$, since $U_{00} \sim U_{00}^{11} \sim U_{11}$ up to factors of order unity.

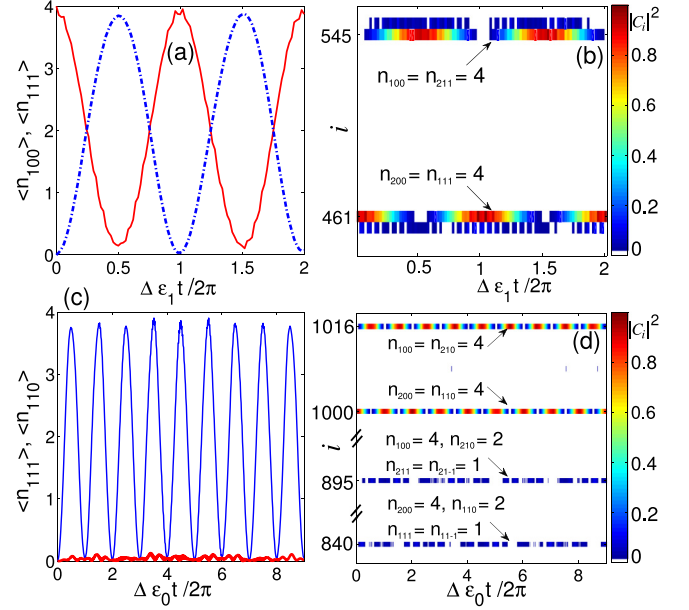


FIG. 2. (Color online) Axisymmetric and transverse vortex tunneling. (a) Average occupation of well $j = 1$ for unexcited atoms (red solid curve) and excited atoms in an axisymmetric vortex with $m = 1$ (blue dash-dotted curve). (b) Probability densities $P_i(t)$ showing the dominant Fock vectors i contributing to dynamics. The excited and unexcited atoms slosh between wells with the same period. (c) Average occupation of well $j = 1$ for excited atoms with $m = 0$ (blue thin curve) and with $m = 1$ (red thick curve) for the transverse vortex. (d) Probability densities showing that two many-body Fock vectors dominate the dynamics. The small coupling to an extra pair of vectors is due to the vortex-antivortex intralevel transitions.

The system oscillates between states $|i\rangle$ and $|j\rangle$, with period $T = 2\pi \hbar / \Delta \varepsilon_{\pm 1}$. Thus, half of the atoms remain nonexcited and the other half excited with $m = 1$, both populations sloshing between wells with periodic average occupations, $\bar{n}_{j\ell m}(t) = \langle \psi(t) | \hat{n}_{j\ell m} | \psi(t) \rangle$. The quantum dynamics calculated via numerical exact diagonalization [17] is shown in Fig. 2(a), for $U_{00} = 1$, $\zeta_{00} = 1/5$, $J_{10}/J_{00} = 5$, and $\chi = 1/10$. We simulated from $N = 1$ to 12, and we discuss in Appendix B the time cost of our algorithm as N is increased. Here we illustrate $N = 8$ because the case of unit filling (one atom per mode) is intriguing. We emphasize that our analytical results are valid for arbitrary N . The probabilities $P_{211}(t)$ of finding $N/2$ excited atoms in well $j = 2$ with $m = 1$ and $P_{100}(t)$ of finding the other $N/2$ nonexcited in well $j = 1$ are equal, $P_{211}(t) = P_{100}(t) = \cos^2(\Delta \varepsilon_1 t / 2\hbar)$. At the quarter period, $P_{211}(t) = P_{111}(t) = 1/2$, and similarly for the atoms in the ground modes. Then the half of initially excited atoms with $m = 1$ and the nonexcited other half have, at $T/4$, equal probability to occupy both wells. This is a VMS in the z component of the angular momentum. Figure 2(b) plots the probability density in time, $|c_i(t)|^2$, for the Fock vectors labeled with index i . Here all $|c_i(t)|^2$ are negligible in time, except for $i = 461$ and $j = 545$, corresponding to the vectors $|i\rangle$ and $|j\rangle$, respectively (see Appendix B for the ordering of index i). At $t = T/4$ both coefficients are $1/\sqrt{2}$, showing that the system is in a VMS. In the numerical results depicted in Fig. 2(b) there is a small coupling to two nearby vectors in Fock space, one with

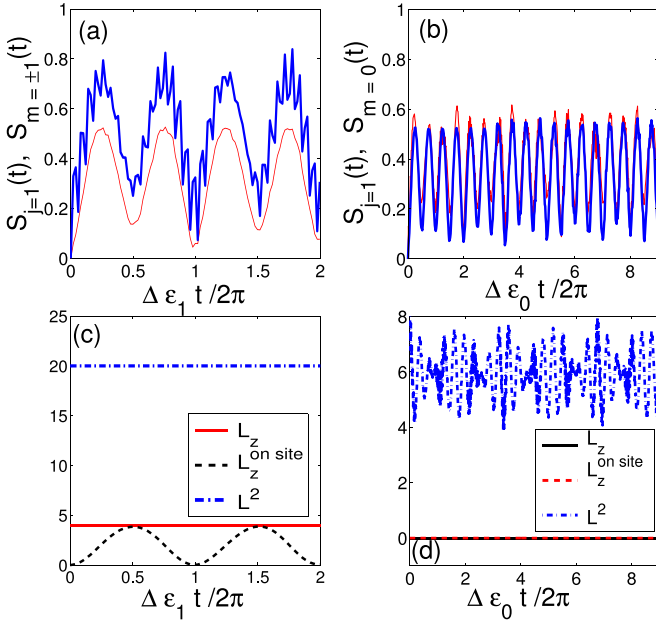


FIG. 3. (Color online) Entropies and angular momentum for the axisymmetric and transverse vortices. (a) Spatial (blue thick curve) and angular momentum for $m = 1$ (red thin curve) entanglement entropy normalized to their maximal possible value, for the axisymmetric vortex. (b) Same for the transverse vortex, with angular momentum entropy for $m = 0$. (c) For the axisymmetric vortex, the total \mathbb{L}^2 (blue dash-dotted curve) and \mathbb{L}_z (red solid curve) are conserved, while on-site \mathbb{L}_z (black dashed curve) is not. (d) For the transverse vortex, both total \mathbb{L}_z and on-site \mathbb{L}_z (superposed) are conserved, while total \mathbb{L}^2 is not.

$n_{100}^{(i')} = n_{211}^{(i')} = N/2 - 1$ and $n_{200}^{(i')} = n_{111}^{(i')} = 1$, while the other has $n_{200}^{(j')} = n_{111}^{(j')} = N/2 - 1$ and $n_{100}^{(j')} = n_{211}^{(j')} = 1$. The reason is that, for the parameters chosen, the tunneling energy is not much smaller than the energy gap with the quasidegenerate pair $\psi_{\pm} = (1/\sqrt{2})(|i'\rangle \pm |j'\rangle)$, which is of the order of U_{00} . Then this coupling is highly suppressed as ζ_{00} is reduced. Since we consider only pure states, the VMS has zero total quantum von Neumann entropy. However, the local entanglement or von Neumann entropy both in space and angular momentum are nonzero: The partial trace over the four modes in well $j = 1$, or alternately, over all modes but $\ell = 1, m = \pm 1$, yields algebraically complex expressions for $S_{j=1}$ and $S_{m=\pm 1}$, not shown here for brevity [16]. We normalize both entropies to their maximal possible values, which coincide because we trace over the same number of modes, and plot the results in Fig. 3(a). Both show a maximum at $T/4$, when the VMS occurs. Finally, both \mathbb{L}^2 and \mathbb{L}_z are conserved, while the on-site \mathbb{L}_z , where j is restricted to one well, oscillates with period T [see Fig. 3(c)].

B. Transverse vortex

Initially, the excited atoms in one well have $m = 0$, i.e., the initial state $|i\rangle$ has $n_{100}^{(i)} = n_{210}^{(i)} = N/2$ [see Fig. 5(b)]. Then, the intralevel vortex-antivortex transitions create atoms with $m = \pm 1$ from excited atoms with $m = 0$. Using perturbation theory we find that the relevant Fock vectors include not only $|i\rangle$ and $|j\rangle$ (with $n_{200}^{(j)} = n_{110}^{(j)} = N/2$), but also, due

to this process, the vectors $|k\rangle$ and $|l\rangle$, with $n_{100}^{(k)} = N/2$, $n_{210}^{(k)} = N/2 - 2$, and $n_{21\pm 1}^{(k)} = 1$, and with $n_{200}^{(l)} = N/2$, $n_{110}^{(l)} = N/2 - 2$, and $n_{11\pm 1}^{(l)} = 1$ [see Appendix C and Fig. 5(c)]. Thus, despite $\binom{N+7}{N}$ Fock vectors, the dynamics is dominated by combinations of just four of them, the quasidegenerate pairs $\psi_{\pm} = \alpha|i\rangle \pm \alpha|j\rangle + \beta|k\rangle \pm \beta|l\rangle$, with splitting $\Delta\varepsilon_0$, and $\phi_{\pm} = \mp\beta|i\rangle - \beta|j\rangle \pm \alpha|k\rangle + \alpha|l\rangle$, with splitting $\Delta\varepsilon'_0$. Perturbation theory shows that $\alpha \gg \beta$ and all couplings to other Fock vectors are negligible [16]. We find the average number of atoms in the well $j = 2$ in a transverse vortex to be $\langle n_{200} \rangle = 2C(1 - \cos \Delta\varepsilon_0 t) + 2C'(1 - \cos \Delta\varepsilon'_0 t)$, where $\hbar = 1$, $C = \alpha^2 N(\alpha^2 + \beta^2)$, $C' = \beta^2 N(\alpha^2 + \beta^2)$, and $C \gg C'$, since $\alpha \gg \beta$. In Fig. 2 we present the evolution of (c) the average occupation of well $j = 1$ for excited atoms either with $m = 0$ or $m = 1$ and (d) the probability density $|c_i(t)|^2$, when $U_{00} = 1$, $\zeta_{00} = 10^{-2}$, $J_{10}/J_{00} = 5$, and $\chi = 1/10$. Even deep in the Fock regime (very small ζ), β remains around 5% of α . This coupling to the pair ϕ_{\pm} is due to the vortex-antivortex intralevel transitions. As this process depends on the interactions, it is not negligible even for very small ζ , in contrast to Fig. 2(b). This four-eigenvector problem leads to a quasiperiodic motion in which the two relevant frequencies are proportional to the splittings, with a very small modulation due to the small coupling to $|k\rangle$ and $|l\rangle$. The von Neumann entropies $S_{j=1}$ and $S_{m=0}$, the latter obtained from the partial trace over all modes but $\ell = 1, m = 0$, are shown in Fig. 3(b). Both are normalized to their maximal possible value, which for $S_{m=0}$ differs from $S_{j=1}$ and $S_{m=\pm 1}$, because we trace only over two modes. Now the atoms tunnel between both wells with the same period, creating a transverse VMS, and vortex-antivortex pairs are rapidly created and annihilated during evolution. Finally, while \mathbb{L}^2 is not constant, both total and on-site \mathbb{L}_z are conserved, since the atoms with $m = \pm 1$ are created in pairs [see Fig. 3(d)].

The splittings can be obtained using perturbation theory. There are two possible scenarios. First, if ζ_{00} is bigger than χ , the splitting is given by Eq. (8) upon substitution of J_{11} by J_{10} , U_{11} by U_{10} , and U_{00}^{11} by U_{00}^{10} . Second, if ζ_{00} is much smaller than χ , the coupling between $|i\rangle$ and $|j\rangle$ is due to the zero-vorticity interlevel transitions. Then this splitting is

$$\begin{aligned} \Delta\varepsilon_0 &= 2(N/2)(N/2!)^2 (U_{00}^{10})^{N/2} \tilde{U}_t, \\ U_t(n, p) &= \left\{ U_{00}[4n(N/2 - n) - 2n - 2p(2p - 1)] \right. \\ &\quad + U_{10} \left[4p \left(N/2 - p - \frac{1}{2} \right) - 2n(2n - 1) \right] \\ &\quad \left. + 2(p - n)\Delta E \right\}^{-1}, \end{aligned} \quad (9)$$

with $\tilde{U}_t = \tilde{U}_a$ from Eq. (8), with $U_a(n, p)$ replaced with $U_t(n, p)$ and the i_j running only to $j = N/2 - 1$. Here the essential scaling is $\Delta\varepsilon_0 \sim U_{00}(N/2)!(U_{00}^{11})^{N/2}/[N(N - 1)(\Delta E U_{00})^{N/4}]$.

C. Comparison between the tunneling of axisymmetric and transverse vortices

In Fig. 4 we show the splitting, both for the axisymmetric and transverse vortices, for $N = 8$ and different ζ_{00} . The

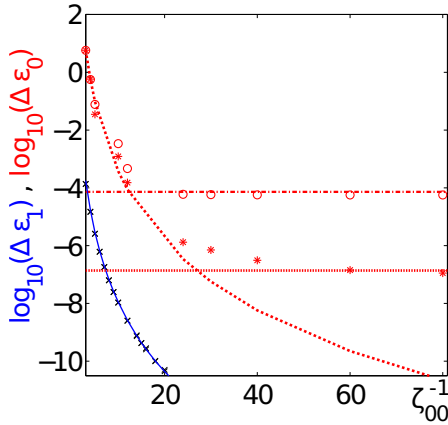


FIG. 4. (Color online) Energy splittings for vortex macroscopic superpositions (VMSs). Axisymmetric (analytical, solid blue curve; numerical, blue crosses) and transverse [analytical, dashed (small $1/\zeta$ limit), dotted (large $1/\zeta$ limit with $\chi = 1/80$), and dash-dotted (same with $\chi = 1/10$) red curves; numerical, asterisks ($\chi = 1/80$) and circles ($\chi = 1/10$)] energy splittings. In the transverse case there are two limits: small and large $1/\zeta$. The analytical small $1/\zeta$ limit does not depend on χ . The analytical large $1/\zeta$ limit depends on χ .

axisymmetric splitting is smaller than the transverse splitting, and the analytical approach shows good agreement with the numerical calculation: Thus, transverse vortices tunnel faster; moreover, an axisymmetric vortex will require stirring or phase imprinting the bosons localized in one well [14], which may encounter practical difficulties, as it has to be stirred in the axial direction of the 3D DW to generate the vortex only in one well. On the contrary, the transverse vortex only requires vibrating one well in the transverse direction, as is done in the experiments reported in [15], which make it technically easier to make in an experiment. Note also that the potential wells realized in these experiments are anharmonic, thus permitting the eight-mode Hamiltonian to be valid for larger values of χ . We also plot the analytical calculation for the transverse vortex splitting. The numerical calculation shows good agreement with the curve obtained from Eq. (8) for small $1/\zeta_{00}$. For large $1/\zeta_{00}$, the splitting tends to an asymptotic value, given by Eq. (9), which is increased for larger values of χ . Let us remark that the coupling between $|i\rangle$ and $|j\rangle$ only due to the zero-vorticity interlevel transitions occur when $N/2$ is even. For $N/2$ or N odd, the coupling requires also the tunneling process, and since in this regime $J_{\ell m}$ is very small, $\Delta\epsilon_0$ is much smaller than the one given by Eq. (9). For example, for $\zeta = 10^{-2}$ and $\chi = 1/10$, we obtain $\Delta\epsilon_0 = 5.7 \times 10^{-5}$ for $N = 8$, while $\Delta\epsilon_0 = 3.8 \times 10^{-9}$ and $\Delta\epsilon_0 = 3.2 \times 10^{-11}$ for $N = 7$ and $N = 9$, respectively.

D. Experimental feasibility

Let us obtain the period of oscillation for typical experiments with $\omega = 2\pi \times 70$ Hz to 7 kHz with $\Delta E = \hbar\omega$. Taking $\chi = 1/2$ we obtain $U_{00} = \chi \Delta E / N = (0.125 \text{ to } 12.5)$ kHz, which for $\zeta_{00} = 1/100$ gives $J_{00} = (1.25 \text{ to } 125)$ Hz. Then we obtain $\Delta\epsilon \approx 7 \times (10^{-3} \text{ to } 10^{-1})$ kHz, which gives a period of oscillation $T = 2\pi\hbar/\Delta\epsilon = 1 \text{ to } 0.01$ s (an oscillation frequency of 1 to 100 Hz). MSs will be observable in

an experiment if this time is shorter than the decoherence time. Conventional NOON states, where all atoms occupy simultaneously both wells, are fragile against decoherence processes, e.g., induced by imperfections of the potential [11], spontaneous emission, or the thermal cloud [6], since they decohere after a single interaction. A thorough study of decoherence will require the solution of a master equation, which is out of the scope of this paper. Nevertheless, conventional environments and their interaction with the system do not include terms that distinguish between angular properties, but only densities. This indicates longer decoherence times, as the vortex core has to be resolved to make the VMS collapse, this core being the volume at which the vortex single-particle eigenfunction is negligible. The number of interactions is proportional to the total core volume times the number density of the condensate in that region. For example, scaling up to a larger condensate, for typical condensate densities of 10^{13} cm^{-3} and a core area of a healing length of $(0.5 \mu\text{m})^2$ times a transverse dimension of $10 \mu\text{m}$ the VMS decoherence time will be 125 times larger than for conventional MSs. For our eight-atom case we expect decoherence times to be at least 3 to 4 times longer. The back-of-the-envelope calculation provided here suggesting that VMSs have significantly longer decoherence times than conventional NOON states requires further study with nonequilibrium, open-quantum-system methods to provide quantitative predictions and account for all forms of decoherence and measurement. For example, small differences in the relative cloud size between wells may also lead to some level of distinguishability, which nevertheless we expect to be much better than for conventional NOON states.

IV. CONCLUSIONS

In conclusion, we have shown that an initial homogeneous distribution of atoms in a DW potential, excited in one of them to an orbital with $m = \pm 1$ (axisymmetric vortex) or $m = 0$ (transverse vortex) evolves in time to VMS states which are only distinguishable by their angular properties. The possibility of observing these superpositions under experimentally realistic conditions required that the interactions were large enough to make the transitions governed by the interactions U_{00}^{10} for the transverse vortex to be the more relevant process in the system. We noted that, in the Fock regime considered here, the tunneling terms J_{00} and J_{10} are too small to generate these superpositions dynamically. This required that the energy difference between levels, ΔE , had to be small enough when compared with U_{00}^{10} . Also, to make this transition possible in realistic times, the number of atoms N cannot be so large as to make the period of oscillation T too long. As an example, we detailed some possible values of all the parameters in a realistic experiment which will make it possible to observe this superposition. This is a route for the realization of MS states with ultracold atoms in DWs with potentially much longer decoherence times.

ACKNOWLEDGMENTS

We acknowledge useful discussions with D. R. Dounas-Frazer and M. K. Oberthaler. This material is based in part upon work supported by the National Science Foundation under

Grant No. PHY-1306638, AFOSR grant FA9550-14-1-0287, the Alexander von Humboldt foundation, and the Heidelberg Center for Quantum Dynamics. M.A.G.M. acknowledges support from Fulbright Commission (USA), MEC (Spain), ERC Advanced Grant OSYRIS (led by Prof. Maciej Lewenstein), EU IP SIQS, EU STREP EQuaM (FP7/2007-2013 Grant No. 323714), John Templeton Foundation, and Spanish Ministry Project FOQUS. M.A.G.M. also acknowledges support from Project No. FIS2011-24154, DGI (Spain) and Generalitat de Catalunya Grant No. 2014SGR-401.

APPENDIX A: TOTAL AND Z-COMPONENT ANGULAR MOMENTUM OPERATORS

The operator for the z component of the angular momentum is given by

$$\mathbb{L}_z = \sum_{j,m} m \hat{n}_{j1m}. \quad (\text{A1})$$

Notice that it is not necessary to sum over ℓ because $m = 0$ for $\ell = 0$. Thus, \mathbb{L}_z is given by the total number of particles with $m \neq 0$ in both wells. The projection of the angular momentum on the z axis is conserved in the system $[\hat{H}, \mathbb{L}_z] = 0$ due to the cylindrical symmetry of the DW with respect to the z axis. This conservation means processes in the Hamiltonian changing m for single atoms must do so in pairs. For example, the vortex-antivortex inter- and intralevel transitions create or annihilate a pair of atoms with $m \neq 0$, one with $m = 1$ the other with $m = -1$ [see Eqs. (4) and (5)]. Note that, if the initial state is a Fock vector with an odd number of atoms with $m \neq 0$, this will only imply an initial odd value of \mathbb{L}_z which will be conserved under time evolution.

On the other hand, the total angular momentum operator can be expressed as

$$\mathbb{L}^2 = \mathbb{L}_z^2 + \frac{1}{2}(\mathbb{L}_+ \mathbb{L}_- + \mathbb{L}_- \mathbb{L}_+), \quad (\text{A2})$$

where the ladder angular momentum operators \mathbb{L}_\pm are

$$\mathbb{L}_+ = \sqrt{2} \sum_j \hat{b}_{j11}^\dagger \hat{b}_{j10} + \sqrt{2} \sum_j \hat{b}_{j10}^\dagger \hat{b}_{j1-1}, \quad (\text{A3})$$

$$\mathbb{L}_- = \sqrt{2} \sum_j \hat{b}_{j1-1}^\dagger \hat{b}_{j10} + \sqrt{2} \sum_j \hat{b}_{j10}^\dagger \hat{b}_{j11}, \quad (\text{A4})$$

and then

$$\begin{aligned} \mathbb{L}^2 = & \left(\sum_{jm=\pm 1} \hat{n}_{j1m} \right)^2 \\ & + \sum_{jm=\pm 1} [\hat{n}_{j00}(1 + \hat{n}_{j1m}) + \hat{n}_{j1m}(1 + \hat{n}_{j10})] \\ & + 2 \sum_{m=\pm 1} [\hat{b}_{110}^\dagger \hat{b}_{210}^\dagger \hat{b}_{11m} \hat{b}_{21-m} + \hat{b}_{110}^\dagger \hat{b}_{21m}^\dagger \hat{b}_{11m} \hat{b}_{21m}] \\ & + 2 \sum_j (\hat{b}_{j10}^\dagger)^2 \hat{b}_{j11} \hat{b}_{j1-1} + \text{H.c.} \end{aligned} \quad (\text{A5})$$

Due to the symmetry of the potential $V(\mathbf{r})$, the total angular momentum is not conserved, $[\hat{H}, \mathbb{L}^2] \neq 0$. The z component of the angular momentum in well j is

$$\mathbb{L}_{z,j} = \sum_m m \hat{b}_{j1m}^\dagger \hat{b}_{j1m}, \quad (\text{A6})$$

while the total angular momentum operator of a single well (under our approximation of only two levels) is [18]

$$\begin{aligned} \mathbb{L}_j^2 = & (\hat{n}_{j11} - \hat{n}_{j1-1})^2 + \sum_{m=\pm 1} [\hat{n}_{j10}(1 + \hat{n}_{j1m}) \\ & + \hat{n}_{j1m}(1 + \hat{n}_{j10})] + 2(\hat{b}_{j10}^\dagger)^2 \hat{b}_{j11} \hat{b}_{j1-1} + \text{H.c.} \end{aligned} \quad (\text{A7})$$

APPENDIX B: REGIMES, FOCK VECTORS, AND CASES OF STUDY

In this paper we focus on the Fock regime; that is, we assume $\zeta_{\ell m} = J_{\ell m}/U_{\ell m} \ll 1$ for all ℓ and m considered. We also assume that the separation between the two levels is bigger than the interaction energies of the atoms, $\chi \equiv N \max_{\ell m \ell' m'} [U_{\ell m}^{\ell' m'}]/\Delta E \ll 1$, in order to avoid exciting higher orbital modes. We consider a separable potential $V(\mathbf{x}) = V(x) + V(y) + V(z)$, where the 1D potentials in the x and y directions are harmonic ones, and the 1D potential in the z direction is a DW. This potential is characterized by a barrier height V_0 and a distance between wells a (we use this notation because, very loosely speaking, the DW can be thought of as a two-site lattice and the orbital modes as Wannier functions in the p band). These two parameters, together with the coupling constant, determine all coefficients $J_{\ell m}$, $U_{\ell m}^{\ell' m'}$, and the energy difference between levels ΔE . For our calculations we consider a Duffing potential in the z direction, $V(z) = V_0(-8z^2/a^2 + 16z^4/a^4 + 1)$.

Let us consider the Fock vectors,

$$|i\rangle = \bigotimes_{j\ell m} |n_{j\ell m}^{(i)}\rangle, \quad (\text{B1})$$

with $|n_{j\ell m}^{(i)}\rangle \equiv (n_{j\ell m}^{(i)}!)^{-1/2} (\hat{b}_{j\ell m}^\dagger)^{n_{j\ell m}^{(i)}} |0\rangle$. These Fock vectors account for all possible combinations of N atoms in the eight modes. The number of combinations is $\Omega = [(N+7)!]/[(N!)(7!)]$ and therefore is the dimension of the corresponding Hilbert space. Considering the binomial coefficient, one observes that typical expansions in powers of N using Stirling's approximation of $\binom{N+m-1}{N}$ only become reasonably accurate for $N \gg m^2$, which is not the case in systems we consider; therefore, the dimension is best expressed by the choose symbol itself. Then we expand the ground state $|\psi\rangle$ of the two-level, eight-mode Hamiltonian in terms of these Fock vectors $|\psi\rangle = \sum_{i=0}^{\Omega} c_i |i\rangle$. We choose the Fock index i to increase with the occupation of well $j = 1$ of the ground mode, and then with the occupation of orbital modes. Then, the first $N+1$ Fock vectors have index $i = 1 + n_{100}$. Only one atom occupies the orbital modes for the next $6N$ vectors, which is the total number of combination of $N-1$ atoms in both wells in the ground mode and one-atom orbital modes with $m = -1, 0, 1$, in two wells. For this first set of states excited to the orbital modes, the Fock index is

$$i = 2 + n_{100} + N \left[\sum_m n_{11m} + (2N_{10} + 4N_{11} + 1) \right],$$

where $N_{\ell m}$ is the number of atoms at level ℓ with z component of the angular momentum m . The Fock index i increases further with all combinations of $N_e = 2, \dots, N$ atoms occupying the orbital modes and $N - N_e$ atoms in the ground modes.

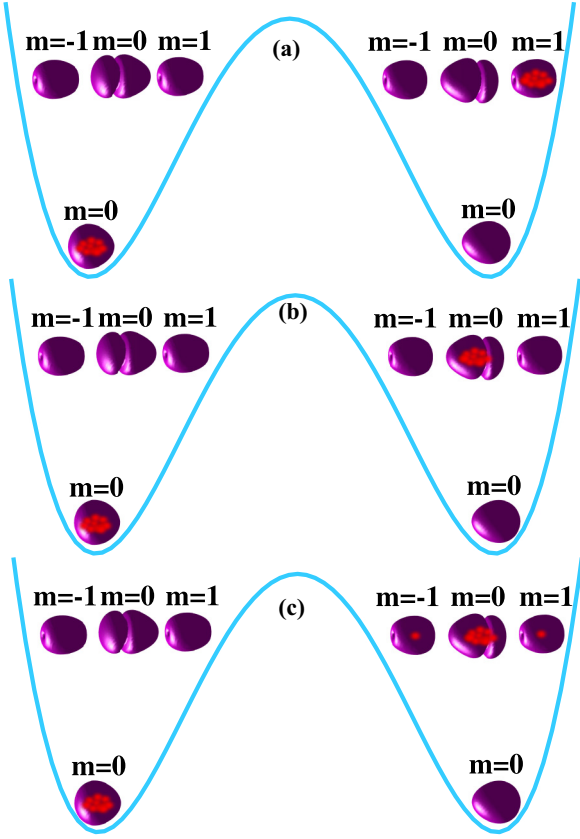


FIG. 5. (Color online) Schematic of the Fock vectors. Red circles represent atoms. (a),(b) The Fock vectors that correspond to the initial conditions for the axisymmetric and transverse cases, respectively. (c) The Fock vector to which the transverse vortex is coupled along evolution due to the creation or annihilation of vortex-antivortex pairs.

Under these conditions we study the dynamics when initially half of the atoms are in the ground mode located in one of the wells, while the other half is in the other well occupying an orbital mode with $m = \pm 1$ (axisymmetric vortex case) or with $m = 0$ (transverse vortex case). The two possible initial states, which correspond to Fock vectors, are schematically represented in Figs. 5(a) and 5(b), respectively. Our numerical results are obtained after direct diagonalization of Hamiltonian (2).

The dimension of the Hamiltonian is Ω^2 , and exact diagonalization has a compute time cost of Ω^3 . As we prediagonalize our Hamiltonian matrix elements and then exponentiate, time evolution requires just the number of time steps N_t . Then the total compute time is $\Omega^3 N_t$. We also enforce parity of our eigenstates, as is vital in the Fock regime, where the splitting between symmetric and antisymmetric near-degenerate eigenstates is exponentially small and far beneath the computer's numerical resolution. In Fig. 6 we show the actual time cost of our algorithm for $N = 2$ to $N = 12$ (not including the trivial time evolution cost N_t) and fit a polynomial in Ω^3 ; deviations from the Ω^3 scaling are due to other operations in our code, including enforcement of parity. In the paper we focused on unit filling $N = 8$ as the most interesting case (here one particle per mode, not just per site), as this is often a good starting place for lattice-type problems,

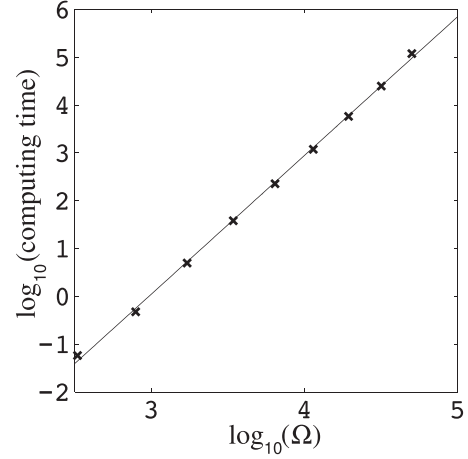


FIG. 6. Logarithm of the time cost (in seconds) of the exact diagonalization algorithm as a function of the logarithm dimension of the Hilbert space Ω . Crosses correspond to the numerical calculation for $N = 4$ to $N = 12$ atoms. The solid line corresponds to the fitting to a straight line of slope 2.9, thus showing the $\mathcal{O}(\Omega^3)$ behavior.

but we have simulated all possibilities from $N = 2$ to $N = 12$, as we will present in future work. We emphasize that although our Hamiltonian is sparse, complete diagonalization even of a sparse matrix does require Ω^3 operations; an efficient use of Lanczos or other methods to obtain just a few eigenmodes would not obtain the highly excited states we need for our dynamics. One could consider building on our perturbation theory to include successive sets of highly excited eigenstates of correct parity, develop a reduced effective basis, and thereby numerically reach large numbers of atoms $N \gg 12$. Such an approach may or may not be effective; we know from matrix-product-state methods that when dealing with a quantum quench, for example, perturbation theory will not suffice, and it is generally necessary in quantum entangled dynamics to have a time-adaptive approach, not a fixed basis. Multiconfigurational Hartree methods offer another possibility, in which we could relax the requirement of only occupying up to the $\ell = 1$ single-particle first excited orbital modes; however, such methods can scale badly in 3D. We will consider an optimized perturbative approach as well as other numerical approaches for the dynamics in future work. For the purposes of this paper, straightforward exact diagonalization suffices to examine the unit filling case.

APPENDIX C: PERTURBATION THEORY

In the Fock regime $\zeta_{\ell m} = J_{\ell m}/U_{\ell m} \ll 1$ we can consider all tunneling terms in Eq. (3), that is,

$$\hat{H}_J = -J_{\ell m} \sum_{j' \neq j} [\hat{b}_{j\ell m}^\dagger \hat{b}_{j'\ell m} + \text{H.c.}], \quad (\text{C1})$$

as a perturbing Hamiltonian. Also, since we assume $\chi \equiv N \max_{\ell m \ell' m'} [U_{\ell m}^{\ell' m'}]/\Delta E \ll 1$ we can consider all interlevel coupling terms as a perturbation as well. This part of the Hamiltonian includes, first, the zero-vorticity interlevel and

the vortex-antivortex interlevel transitions,

$$\hat{H}_{U_{00}^{1m}} = \sum_{j,m} U_{00}^{1m} [(\hat{b}_{j00}^\dagger)^2 \hat{b}_{j1m} \hat{b}_{j1-m} + \text{H.c.}]. \quad (\text{C2})$$

Second, it also includes the vortex-antivortex intralevel transitions,

$$\hat{H}_{U_{10}^{11}} = U_{10}^{11} \sum_j [(\hat{b}_{j10}^\dagger)^2 \hat{b}_{j11} \hat{b}_{j1-1} + \text{H.c.}]. \quad (\text{C3})$$

In the following, we describe the perturbation theory for two cases: (i) the axisymmetric vortex and (ii) the transverse vortex, both discussed in the main text. For (i) only the tunneling processes given by Eq. (C1) are relevant. For (ii), the zero-vorticity interlevel transitions in Eq. (C2) and the vortex-antivortex intralevel transitions in Eq. (C3) are also relevant. Both transitions are described in the main text.

1. Case (i): Axisymmetric vortex

For N even, the initial condition is the Fock vector $|i\rangle$ with $n_{100}^{(i)} = N/2$ and $n_{211}^{(i)} = N/2$ and all other single-particle modes unoccupied [see Fig. 5(a)]. This Fock vector is an eigenstate of the unperturbed Hamiltonian degenerate with the Fock vector $|j\rangle$ with $n_{200}^{(j)} = N/2$ and $n_{111}^{(j)} = N/2$. For N odd, one can consider an extra atom in the ground mode [$n_{100}^{(i)} = (N+1)/2$ and $n_{211}^{(i)} = (N-1)/2$] or in the excited one [$n_{100}^{(i)} = (N-1)/2$ and $n_{211}^{(i)} = (N+1)/2$]. For the axisymmetric vortex case, the perturbing Hamiltonians [Eqs. (C2) and (C3)] do not play any role, because the matrix elements corresponding to vectors $|i\rangle$ and $|j\rangle$ are zero. Then, the degenerate perturbation theory depends only on the tunneling processes described by Eq. (C1) and particularly on $\hat{b}_{j00}^\dagger \hat{b}_{j'00}$ and $\hat{b}_{j11}^\dagger \hat{b}_{j'11}$. For N even, the nonzero matrix element is obtained when both operators are applied $N/2$ times, thus giving a numerator of the corrections to the eigenenergies proportional to $(N/2)!^2 J_{00}^{N/2} J_{11}^{N/2}$. For N odd this numerator is $[(N+1)/2]![(N-1)/2]! J_{00}^{(N\pm 1)/2} J_{11}^{(N\mp 1)/2}$, where the upper (lower) sign applies if the extra atom is in the ground (excited) mode. For obtaining the denominator one has to consider all possible different orders in which these two operators can be applied and the difference between the energies of the corresponding Fock vectors, which are the eigenstates of the unperturbed Hamiltonian. For example, for $N = 4$ the correction is

$$\Delta\epsilon_{\pm 1} = \frac{4J_{00}^2 J_{11}^2}{(U_{00} + 4U_{11}^{00}) 8U_{00}^{11} (U_{11} + 4U_{11}^{00})}.$$

For bigger values of N the expressions become large but can be written briefly as

$$\Delta\epsilon_{\pm 1} = 2(N/2)!^2 J_{00}^{N/2} J_{11}^{N/2} \tilde{U}_a, \quad (\text{C4})$$

with \tilde{U}_a defined in Eq. (8) in the main text. The corresponding eigenstates are $(|i\rangle \pm |j\rangle)/\sqrt{2}$. For N odd the expression for $U_a(n, p)$ has to be adjusted to

$$\begin{aligned} U_a^{\text{odd}}(n, p) = & (-1)^{(n+p)} \{ U_{00} 2n[(N \pm 1)/2 - n] \\ & + U_{11} 2p[(N \mp 1)/2 - p] \\ & - 4U_{00}^{11} [(N \pm 1)n/2 + (N \mp 1)p/2 - 2np] \}^{-1}, \end{aligned}$$

with $(N+1)/2 - 1 \leq \sum_{j=1}^{N-1} i_j \leq (N+1)/2$. The upper (lower) sign applies if the extra atom is in the ground (excited) modes.

2. Case (ii): Transverse vortex

The initial condition is the Fock vector $|i\rangle$ with $n_{100}^{(i)} = N/2$ and $n_{210}^{(i)} = N/2$, depicted in Fig. 5(b). We assume $N/2$ even in this case. This Fock vector is an eigenstate of the unperturbed Hamiltonian degenerate with the Fock vector $|j\rangle$ with $n_{200}^{(j)} = N/2$ and $n_{110}^{(j)} = N/2$. Now there are two different processes in the perturbing Hamiltonian that give nonzero contributions to the perturbation. One is, as in case (i), the tunneling terms $\hat{b}_{j00}^\dagger \hat{b}_{j'00}$ and $\hat{b}_{j10}^\dagger \hat{b}_{j'10}$, which leads to an expression of the tunneling analogous to the previous one,

$$\Delta\epsilon_0 = 2(N/2)!^2 J_{00}^{N/2} J_{10}^{N/2} \tilde{U}_a, \quad (\text{C5})$$

with \tilde{U}_a defined as in Eq. (8) in the main text. The other process is due to the zero-vorticity interlevel transitions

$(\hat{b}_{j00}^\dagger)^2 \hat{b}_{j10} \hat{b}_{j10} + \text{H.c.}$ from the perturbing Hamiltonian (C2).

Since this process has to be applied in both wells, this leads to a numerator proportional to $(N/2)!(U_{00}^{10})^{N/2}$. Again, to obtain the denominator one has to consider all possible orders of applying this operator in each well. For $N = 4$ this gives the splitting

$$\Delta\epsilon'_0 = 8 \frac{(U_{00}^{10})^2}{U_{00} - U_{11} - \Delta E}.$$

For higher values of N it is convenient to obtain a more compact expression of the splitting

$$\Delta\epsilon'_0 = 2(N/2)(N/2)!^2 (U_{00}^{10})^{N/2} \tilde{U}_t, \quad (\text{C6})$$

with \tilde{U}_t defined as in Eq. (9) in the main text. Depending on the values of J_{00} , J_{10} , and $U_{00}^{10}/\Delta E$ the coupling can be dominated by tunneling or interactions. If ζ_{00} is bigger than χ , expression (C5) holds for the splitting while in the other case, expression (C6) holds; if $\zeta_{00} \simeq \chi$, the perturbation theory becomes more complicated, and we omit the expressions for brevity. Finally, the eigenstates are a combination of $|i\rangle$ and $|j\rangle$ with two other vectors $|k\rangle$ and $|l\rangle$, where $n_{100}^{(k)} = N/2$, $n_{210}^{(k)} = N/2 - 2$, and $n_{21\pm 1}^{(k)} = 1$; and with $n_{200}^{(l)} = N/2$, $n_{110}^{(l)} = N/2 - 2$, and $n_{11\pm 1}^{(l)} = 1$. Vector $|k\rangle$ is represented in Fig. 5(c). The coupling to these two vectors is a consequence of the presence of term (C3) in the perturbing Hamiltonian, which we termed as the vortex-antivortex intralevel transitions in the main text. This coupling is given by

$$c_U = \frac{\sqrt{N/2} \sqrt{N/2 - 1} U_{10}^{11}}{U_{10}(2N - 6) - 2U_{11} - 4(N/2 - 2)U_{10}^{11}}. \quad (\text{C7})$$

Then the eigenstates can be written as $\psi_{\pm} = \alpha|i\rangle \pm \alpha|j\rangle + \beta|k\rangle \pm \beta|l\rangle$, with $\alpha = 1/\sqrt{2 + 2c_U^2}$ and $\beta = dc_U$.

Finally, for $N/2$ or N odd, Eq. (C6) does not hold, because the zero-vorticity interlevel transitions create/annihilate atoms in pairs. Then, to couple vector $|i\rangle$ to vector $|j\rangle$, it is necessary that at least one atom tunnels through the barrier. If χ dominates over ζ_{00} , the tunneling energies J_{00} and J_{11} would be very small, which makes $\Delta\epsilon_0$ much smaller for the initial states with an odd number of atoms, as numerically shown in the main text.

- [1] M. Imada, A. Fujimori, and Y. Tokura, *Rev. Mod. Phys.* **70**, 1039 (1998); Y. Tokura and N. Nagaosa, *Science* **288**, 462 (2000).
- [2] F. Pinheiro, G. M. Bruun, J.-P. Martikainen, and J. Larson, *Phys. Rev. Lett.* **111**, 205302 (2013); F. Pinheiro, [arXiv:1410.7828](#).
- [3] T. Müller, S. Fölling, A. Widera, and I. Bloch, *Phys. Rev. Lett.* **99**, 200405 (2007); G. Wirth, M. Ölschläger, and A. Hemmerich, *Nat. Phys.* **7**, 147 (2011).
- [4] M. Lewenstein and W. V. Liu, *Nat. Phys.* **7**, 101 (2011); A. Isacsson and S. M. Girvin, *Phys. Rev. A* **72**, 053604 (2005); V. W. Scarola and S. Das Sarma, *Phys. Rev. Lett.* **95**, 033003 (2005); W. V. Liu and C. Wu, *Phys. Rev. A* **74**, 013607 (2006); C. Xu and M. P. A. Fisher, *Phys. Rev. B* **75**, 104428 (2007); A. Collin, J. Larson, and J.-P. Martikainen, *Phys. Rev. A* **81**, 023605 (2010); N. Y. Kim, K. Kusudo, C. Wu, N. Masumoto, A. Löffler, S. Höfling, N. Kumada, L. Worschech, A. Forchel, and Y. Yamamoto, *Nat. Phys.* **7**, 681 (2011); F. Hébert, Z. Cai, V. G. Rousseau, C. Wu, R. T. Scalettar, and G. G. Batrouni, *Phys. Rev. B* **87**, 224505 (2013); F. Pinheiro, J.-P. Martikainen, and J. Larson, *Phys. Rev. A* **85**, 033638 (2012).
- [5] Also called NOON, GHZ, or Schrödinger cat states.
- [6] D. A. R. Dalvit, J. Dziarmaga, and W. H. Zurek, *Phys. Rev. A* **62**, 013607 (2000); H. Pichler, A. J. Daley, and P. Zoller, *ibid.* **82**, 063605 (2010).
- [7] G. J. Milburn, J. Corney, E. M. Wright, and D. F. Walls, *Phys. Rev. A* **55**, 4318 (1997); A. Smerzi, S. Fantoni, S. Giovanazzi, and S. R. Shenoy, *Phys. Rev. Lett.* **79**, 4950 (1997).
- [8] M. Albiez, R. Gati, J. Fölling, S. Hunsmann, M. Cristiani, and M. K. Oberthaler, *Phys. Rev. Lett.* **95**, 010402 (2005); S. Levy, E. Lahoud, I. Shomroni, and J. Steinhauer, *Nature (London)* **449**, 579 (2007).
- [9] J. R. Salgueiro, M. Zacarés, H. Michinel, and A. Ferrando, *Phys. Rev. A* **79**, 033625 (2009); O. Fialko, A. S. Bradley, and J. Brand, *Phys. Rev. Lett.* **108**, 015301 (2012); G. Watanabe and C. J. Pethick, *Phys. Rev. A* **76**, 021605 (2007).
- [10] D. Masiello, S. B. McKagan, and W. P. Reinhardt, *Phys. Rev. A* **72**, 063624 (2005); A. I. Streltsov, O. E. Alon, and L. S. Cederbaum, *ibid.* **73**, 063626 (2006); K. Sakmann, A. I. Streltsov, O. E. Alon, and L. S. Cederbaum, *Phys. Rev. Lett.* **103**, 220601 (2009).
- [11] L. D. Carr, D. Dounas-Frazer, and M. A. Garcia-March, *Europhys. Lett.* **90**, 10005 (2010).
- [12] M. A. Garcia-March, D. R. Dounas-Frazer, and L. D. Carr, *Phys. Rev. A* **83**, 043612 (2011).
- [13] M. A. Garcia-March, D. R. Dounas-Frazer, and L. D. Carr, *Front. Phys.* **7**, 131 (2012).
- [14] K. W. Madison, F. Chevy, W. Wohlleben, and J. Dalibard, *Phys. Rev. Lett.* **84**, 806 (2000); J. R. Abo-Shaer, C. Raman, J. M. Vogels, and W. Ketterle, *Science* **292**, 476 (2001); A. E. Leanhardt, A. Görlitz, A. P. Chikkatur, D. Kielpinski, Y. Shin, D. E. Pritchard, and W. Ketterle, *Phys. Rev. Lett.* **89**, 190403 (2002).
- [15] R. Bücke, J. Grond, St. Manz, T. Berrada, T. Betz, C. Koller, U. Hohenester, T. Schumm, A. Perrin, and J. Schmiedmayer, *Nat. Physics* **7**, 608 (2011); R. Bücke, T. Berrada, S. van Frank, J.-F. Schaff, T. Schumm, J. Schmiedmayer, G. Jäger, J. Grond, and U. Hohenester, *J. Phys. B: At. Mol. Opt. Phys.* **46**, 104012 (2013); S. van Frank, A. Negretti, T. Berrada, R. Bücke, S. Montangero, J.-F. Schaff, T. Schumm, T. Calarco, and J. Schmiedmayer, *Nat. Commun.* **5**, 4009 (2014).
- [16] M. A. Garcia-March and L. D. Carr (unpublished).
- [17] For $N = 8$ the matrices are of dimension $\Omega = 6435$, and we used the MATLAB function *eig* to compute the whole spectra. In an Intel Core i7-2700 3.50 GHz, 32 Gb RAM, this takes approximately 4 min.
- [18] M. C. Tsatsos, A. I. Streltsov, O. E. Alon, and L. S. Cederbaum, *Phys. Rev. A* **82**, 033613 (2010).