

Title	Single particle diversity and mixing state measurements
Authors	Healy, Robert M.;Rierner, Nicole;Wenger, John C.;Murphy, Michael;West, M.;Poulain, Laurent;Wiedensohler, Alfred;O'Connor, Ian P.;McGillicuddy, Eoin;Sodeau, John R.;Evans, Greg J.
Publication date	2014-02-14
Original Citation	Healy, R.M., Rierner, N., Wenger, J.C., Murphy, M., West, M., Poulain, L., Wiedensohler, A., O'Connor, I.P., McGillicuddy, E., Sodeau, J.R. and Evans, G. J. (2014) 'Single particle diversity and mixing state measurements', Atmospheric Chemistry and Physics Discussions, 14, pp. 3973–4005. doi:10.5194/acpd-14-3973-2014
Type of publication	Article (peer-reviewed)
Link to publisher's version	10.5194/acpd-14-3973-2014
Rights	© 2014, the Authors. This work is distributed under the Creative Commons Attribution 3.0 License. - https://creativecommons.org/licenses/by/3.0/
Download date	2025-09-08 00:01:11
Item downloaded from	https://hdl.handle.net/10468/2945



UCC

University College Cork, Ireland
Coláiste na hOllscoile Corcaigh

Single particle
diversity and mixing
state measurements

R. M. Healy et al.

Single particle diversity and mixing state measurements

R. M. Healy^{1,2}, N. Riemer³, J. C. Wenger², M. Murphy¹, M. West⁴, L. Poulain⁵,
A. Wiedensohler⁵, I. P. O'Connor², E. McGillicuddy², J. R. Sodeau², and
G. J. Evans¹

¹Southern Ontario Centre for Atmospheric Aerosol Research, University of Toronto, 200 College Street, Toronto, Ontario, Canada

²Department of Chemistry and Environmental Research Institute, University College Cork, Ireland

³University of Illinois at Urbana-Champaign, Department of Atmospheric Sciences, USA

⁴University of Illinois at Urbana-Champaign, Department of Mechanical Science and Engineering, USA

⁵Leibniz Institute for Tropospheric Research, Leipzig, Germany

Received: 13 December 2013 – Accepted: 4 February 2014 – Published: 14 February 2014

Correspondence to: R. M. Healy (robert.healy@utoronto.ca)

Published by Copernicus Publications on behalf of the European Geosciences Union.

Title Page

Abstract

Introduction

Conclusions

References

Tables

Figures

◀

▶

◀

▶

Back

Close

Full Screen / Esc

Printer-friendly Version

Interactive Discussion



Abstract

A newly developed framework for quantifying aerosol particle diversity and mixing state based on information-theoretic entropy is applied for the first time to single particle mass spectrometry field data. Single particle mass fraction estimates for black carbon, organic aerosol, ammonium, nitrate and sulphate, derived using single particle mass spectrometer, aerosol mass spectrometer and multi-angle absorption photometer measurements are used to calculate single particle species diversity (D_i). The average single particle species diversity (D_a) is then related to the species diversity of the bulk population (D_y) to derive a mixing state index value (χ) at hourly resolution. The mixing state index is a single parameter representation of how internally/externally mixed a particle population is at a given time. The index describes a continuum, with values of 0 % and 100 % representing fully external and internal mixing, respectively. This framework was applied to data collected as part of the MEGAPOLI winter campaign in Paris, France 2010. D_i values are low (~ 2) for fresh traffic and woodburning particles that contain high mass fractions of black carbon and organic aerosol but low mass fractions of inorganic ions. Conversely, D_i values are higher (~ 4) for aged carbonaceous particles containing similar mass fractions of black carbon, organic aerosol, ammonium, nitrate and sulphate. Aerosol in Paris is estimated to be 59 % internally mixed in the size range 150–1067 nm, and mixing state is dependent both upon time of day and air mass origin. Daytime primary emissions associated with vehicular traffic and woodburning result in low χ values, while enhanced condensation of ammonium nitrate on existing particles at night leads to higher χ values. Advection of particles from continental Europe containing ammonium, nitrate and sulphate leads to increases in D_a , D_y and χ . The mixing state index represents a useful metric by which to compare and contrast ambient particle mixing state at other locations globally.

ACPD

14, 3973–4005, 2014

Single particle diversity and mixing state measurements

R. M. Healy et al.

Title Page

Abstract

Introduction

Conclusions

References

Tables

Figures

◀

▶

◀

▶

Back

Close

Full Screen / Esc

Printer-friendly Version

Interactive Discussion



1 Introduction

Determination of the chemical composition of ambient aerosol at the single particle level is advantageous for several reasons. Single particle composition information can be used to associate certain single particle types or classes with their respective sources in urban environments (Reinard et al., 2007; Moffet et al., 2008; Snyder et al., 2009; Ault et al., 2010; Dall'Osto et al., 2013). Single particle chemical composition can also be linked directly to climate-relevant aerosol physical properties such as cloud condensation nuclei activity, hygroscopicity, optical absorption and scattering (Furutani et al., 2008; Herich et al., 2009; Moffet and Prather, 2009; Zelenyuk et al., 2010). The composition of single particles can vary significantly across and ambient particle population at a given time, depending upon local and regional sources and the extent of atmospheric processing (Whiteaker et al., 2002; Guazzotti et al., 2003; Ault et al., 2009; Pratt et al., 2011; Cahill et al., 2012; Zauscher et al., 2013). A term that is frequently used in this context is “aerosol mixing state”. In this work, we use this term to describe how chemical species are distributed amongst the particles present in an aerosol population. In many cases, however, aerosol mixing state is described loosely as “internally mixed” or “externally mixed”, even though the reality typically lies somewhere between these two descriptions.

Rierner and West (2013) recently developed a framework for relating single particle chemical composition and bulk aerosol chemical composition in order to derive a quantitative mixing state index (χ). This approach is based on information-theoretic diversity measures, whereby the Shannon entropy of the chemical species distribution is used to determine both the average single particle species diversity (D_α) and the bulk population species diversity (D_γ). The affine ratio of these terms is then used to derive the mixing state index, χ . Such diversity measures have traditionally been applied in the field of ecology to quantify ecosystem biodiversity (Whittaker, 1965), but the approach has also been applied in several other fields to date, including economics and genetics (Attaran, 1986; Rosenberg et al., 2002).

Single particle diversity and mixing state measurements

R. M. Healy et al.

Title Page

Abstract

Introduction

Conclusions

References

Tables

Figures



Back

Close

Full Screen / Esc

Printer-friendly Version

Interactive Discussion



Single particle diversity and mixing state measurements

R. M. Healy et al.

Title Page

Abstract

Introduction

Conclusions

References

Tables

Figures

◀

▶

◀

▶

Back

Close

Full Screen / Esc

Printer-friendly Version

Interactive Discussion



Calculating the species diversity of the bulk population, D_Y , is relatively straightforward, and can be performed by obtaining mass concentrations for the species of interest over a chosen time period using routine aerosol chemical speciation measurements. However, calculating the diversity of a single particle (D_i , a requirement for calculating D_α) is more challenging, because the relative mass fraction of each chemical species present in that particle must first be determined (Riemer and West, 2013). Thus, measurements of the mass fractions of each chemical species present in each single particle are required in order to determine the mixing state index at a given site.

Single particle mass spectrometers have proven to be suitable for source identification and source apportionment of particulate matter in various environments (Pekney et al., 2006; Eatough et al., 2008; Snyder et al., 2009; Healy et al., 2010). However, attempting quantitative chemical speciation at the single particle level remains problematic due to the high uncertainty associated with the required scaling procedures. Particle counts must be scaled to account for size-dependent detection efficiency, often using estimated effective density values and assuming spherical shape (Qin et al., 2006; Pratt and Prather, 2009). Composition-dependent desorption/ionization efficiencies and therefore detection efficiencies have also been reported (Kane and Johnston, 2000; Wenzel et al., 2003). At the mass spectral level, composition-dependent matrix effects can lead to differing instrumental sensitivities for the same chemical species depending on the presence or relative abundance of other constituent species within the same particle (Liu et al., 2000). Furthermore, variability in the desorption/ionization laser power density associated with each pulse can also cause variations in mass spectral ion intensities (Gross et al., 2000; Wenzel and Prather, 2004; Reinard and Johnston, 2008). Despite these significant uncertainties, recent attempts to quantify chemical species based on single particle mass spectral data have proven reasonably successful (Ferge et al., 2006; Pratt et al., 2009; Froyd et al., 2010; Hatch et al., 2011; Jeong et al., 2011; Healy et al., 2013).

The aim of this work was to use a combination of single particle mass spectrometer, aerosol mass spectrometer and multi-angle absorption photometer measurements

Single particle diversity and mixing state measurements

R. M. Healy et al.

Title Page

Abstract

Introduction

Conclusions

References

Tables

Figures

◀

▶

◀

▶

Back

Close

Full Screen / Esc

Printer-friendly Version

Interactive Discussion



to estimate the mass fractions of black carbon, organic aerosol, ammonium, nitrate and sulphate present in ambient single particles detected in Paris, France during the MEGAPOLI winter campaign 2010. These estimates were then used to calculate single particle species diversity (D_i) and hourly average single particle species diversity (D_α) values. Finally, the mixing state index (χ) was determined for each hour of the measurement period. The methodology described here is expected to be applicable for the determination of aerosol mixing state in other locations globally.

2 Methods

2.1 Instrumentation

The sampling site and instrumentation used during the MEGAPOLI winter campaign have been described in detail previously (Healy et al., 2012, 2013). Briefly, measurements were performed at the Laboratoire d'Hygiène de la Ville de Paris (LHVP), Paris (48.75° N, 2.36° E) from 15 January 2010–11 February 2010. An aerosol time of flight mass spectrometer (ATOFMS, TSI model 3800) (Gard et al., 1997) fitted with an aerodynamic focusing lens (TSI, model AFL100) (Su et al., 2004) was used to collect single particle mass spectra in the size range 150–1067 nm (aerodynamic diameter, d_{va}). Single particles are sampled through a critical orifice and focused in the aerodynamic lens before transmission to the sizing region. Here, d_{va} for each particle is measured based on its time-of-flight between two sizing lasers (Nd:YAG, 532 nm). Particles are subsequently desorbed/ionized using a Q-switched Nd:YAG laser (266 nm, operated at 1.1–1.3 mJ per pulse), and the resulting positive and negative ions are detected using two time-of-flight mass spectrometers. The instrument was located in an air-conditioned van and sampled aerosol through a stainless steel sampling line at a height of 4 m a.g.l.

Additional instruments were located in an adjacent container. These included a multi-angle absorption photometer (MAAP, Model 5012, Thermo Scientific) (Petzold and Schönlinner, 2004), a high resolution time-of-flight aerosol mass spectrometer (HR-

ToF-AMS, Aerodyne Research Inc.) (DeCarlo et al., 2006), and a twin differential mobility particle sizer (TDMPs) (Birmili et al., 1999). A collection efficiency of 0.4 was calculated for the HR-ToF-AMS as discussed elsewhere (Crippa et al., 2013). The uncertainty associated with the HR-ToF-AMS and MAAP measurements is 30 % and 12 %, respectively (Bahreini et al., 2009; Crippa et al., 2013; Petzold and Schönlinner, 2004). All instruments located in the container sampled aerosol through a PM₁₀ inlet at 6 m.a.g.l. An aerosol diffusion dryer system was used to ensure relative humidity in the sampling line remained below 30 % (Tuch et al., 2009).

2.2 ATOFMS data analysis

Approximately 1.75 million single particle mass spectra were collected during the MEGAPOLI winter campaign, and imported into ENCHILADA (Gross et al., 2010) for further analysis. The dominant particle types or “classes”, previously identified using a clustering algorithm, are discussed in detail elsewhere (Healy et al., 2013). Briefly, locally emitted particles, rich in elemental carbon (EC) and organic aerosol (OA), are associated with vehicular traffic and woodburning sources. Particles internally mixed with ammonium, nitrate and sulphate are associated mostly with regional and continental scale emissions. Estimated number-size distributions and mass concentrations were derived for the 10 most abundant particle classes in order to estimate OA, EC, ammonium, nitrate, sulphate and potassium mass concentrations. In that case, the procedure involved deriving a single campaign-averaged relative sensitivity factor (RSF) for each chemical species by comparing the intensity of selected marker ions in the average single particle mass spectrum of the entire ATOFMS dataset with mass concentrations from external concurrent HR-ToF-AMS, OCEC analyser and particle-into-liquid sampler/ion chromatography (PILS-IC) measurements (Healy et al., 2013). Particle number-size and mass-size distributions were derived for all 10 particle classes using eight size bins scaled to simultaneous TDMPs measurements.

In this work, an adaptation of the approach described by Healy et al. (2013) is employed using RSF values calculated at hourly resolution instead, in order to reduce

Single particle diversity and mixing state measurements

R. M. Healy et al.

Title Page

Abstract

Introduction

Conclusions

References

Tables

Figures

◀

▶

◀

▶

Back

Close

Full Screen / Esc

Printer-friendly Version

Interactive Discussion



the uncertainty associated with single particle chemical speciation estimates. Hourly average MAAP mass concentrations of black carbon (BC) are used in place of Sunset analyser EC mass concentrations here due to higher data coverage for the MAAP instrument. Good agreement was previously observed between MAAP BC mass concentrations and OCEC field instrument EC mass concentrations for the same period ($R^2 = 0.92$) (Healy et al., 2012). Potassium was not included in the analysis in this case because its relative mass contribution was extremely low (Healy et al., 2013), and is thus not expected to impact particle diversity significantly. The average contribution of sodium and chloride to the measured $PM_{2.5}$ mass concentration was also relatively low and therefore these species were omitted from the quantification procedure (Healy et al., 2013). The ATOFMS marker ions used for OA, BC, ammonium, nitrate and sulphate are the same as those employed previously (Healy et al., 2013). In this work, relative peak areas for mass spectral ions were normalised separately for positive and negative ion mass spectra, although combined dual ion mass spectral normalisation produced highly similar results. The RSF values derived for each hour of the campaign were applied to each single particle mass spectrum in that hour to estimate the mass fraction of each chemical species in each single particle. RSF values were found to be reasonably stable across the entire campaign (Fig. S1). Good agreement was also observed between ATOFMS-derived mass concentration estimates of each chemical species and those measured directly by the HR-ToF-AMS and MAAP instruments, although this is expected because RSF values were calculated at hourly resolution (Figs. S2–S4).

There are several assumptions involved in the estimation of the mass fraction of each chemical species at the single particle level using this approach that are likely to introduce significant uncertainty in the speciation estimates. Firstly it is assumed that all particles are composed exclusively of OA, BC, ammonium, nitrate and sulphate. This is a reasonable simplification in this case, since these species account for > 90 % of the average mass of particulate matter smaller than $2.5 \mu m$ in diameter ($PM_{2.5}$) in Paris (Bressi et al., 2013). The relative contribution of these five species is expected to be

Single particle diversity and mixing state measurements

R. M. Healy et al.

Title Page

Abstract

Introduction

Conclusions

References

Tables

Figures

◀

▶

◀

▶

Back

Close

Full Screen / Esc

Printer-friendly Version

Interactive Discussion



Single particle
diversity and mixing
state measurements

R. M. Healy et al.

Title Page

Abstract

Introduction

Conclusions

References

Tables

Figures

◀

▶

◀

▶

Back

Close

Full Screen / Esc

Printer-friendly Version

Interactive Discussion



even higher for the size range investigated here (150–1067 nm), due to a lower contribution from sea salt and crustal material at smaller sizes. Secondly, it is assumed that the ATOFMS RSF values derived every hour are not significantly dependent upon either particle size or chemical mixing state. While the reasonably low variability of calculated RSF values is encouraging, error is certainly introduced through this assumption (Fig. S1). Thirdly, when scaling ATOFMS number size distributions, it is assumed that all particles are spherical, with an effective density of 1.5 g cm^{-3} (Healy et al., 2013). A detailed discussion of the hourly RSF values obtained, the marker ions chosen and estimates of uncertainty associated with ATOFMS-derived particle speciation are provided in the Supplement.

2.3 Diversity and mixing state index calculations

The following terminology and formulae relating to information-theoretic entropy, diversity and aerosol mixing state have been described in detail by Riemer and West (2013), but are discussed again here for clarity. For a population of N aerosol particles, each consisting of specific amounts of A distinct aerosol species, the mass of species a in particle i is denoted as μ_i^a for $i = 1, \dots, N$ and $a = 1, \dots, A$. The total mass of particle i , termed μ_i , is equal to the sum of the mass of each species present in that particle:

$$\mu_i = \sum_{a=1}^A \mu_i^a \quad (1)$$

and the total mass of species a in the total particle population, termed (μ^a) , is given by:

$$\mu^a = \sum_{i=1}^N \mu_i^a. \quad (2)$$

The total mass of the population, μ , is given by:

$$\mu = \sum_{i=1}^N \mu_i. \quad (3)$$

Next, the mass *fraction* of species a in particle i , termed p_i^a is given by:

$$p_i^a = \frac{\mu_i^a}{\mu_i} \quad (4)$$

and the mass fraction of particle i in the population, termed p_i is:

$$p_i = \frac{\mu_i}{\mu}. \quad (5)$$

Finally, the mass fraction of species a in the population, termed p^a , can be expressed as:

$$p^a = \frac{\mu^a}{\mu}. \quad (6)$$

Calculations of each of these terms are performed by binning the measurement data into hourly periods. The total mass of each particle in the ATOFMS dataset, μ_i , is calculated based on its diameter, assuming a density of 1.5 g cm^{-3} and spherical shape. Particle counts in each ATOFMS size bin are scaled using concurrent TDMPs data. The mass fraction, p_i^a , of each of the five species of interest (OA, BC, sulphate, nitrate and ammonium) are estimated for each single particle based on its ATOFMS mass spectrum, as discussed in the Supplement, and the sum of these mass fractions is unity.

The chemical composition of the bulk population was monitored directly using the HR-ToF-AMS and MAAP instruments. The total mass of species a in the particle pop-

ulation, μ^a , is therefore measured using the AMS/MAAP instruments, and was averaged for each hour of the campaign. There is less uncertainty associated with HR-ToF-AMS/MAAP measurements than ATOFMS bulk composition estimates, as discussed in the Supplement, and therefore the former are used to calculate μ , μ^a and p^a .

- 5 The Shannon entropy (H_i) associated with each single particle can be related to the mass fraction of each species present in that particle as follows:

$$H_i = \sum_{a=1}^A -p_i^a \ln p_i^a. \quad (7)$$

The average per-particle Shannon entropy (H_α) is given by:

$$10 \quad H_\alpha = \sum_{i=1}^N p_i H_i. \quad (8)$$

The Shannon entropy of the entire bulk population (H_Y) is given by:

$$H_Y = \sum_{a=1}^A -p^a \ln p^a. \quad (9)$$

- 15 H_i and H_α are thus calculated using ATOFMS-derived single particle composition estimates, while H_Y is calculated using the HR-ToF-AMS/MAAP measurements of the bulk population composition. The particle diversity (D_i), or effective number of species in particle i , is calculated as follows:

$$20 \quad D_i = e^{H_i} \quad (10)$$

and the average single particle diversity (D_α) is calculated as follows:

$$D_\alpha = e^{H_\alpha}. \quad (11)$$

Single particle diversity and mixing state measurements

R. M. Healy et al.

Title Page

Abstract

Introduction

Conclusions

References

Tables

Figures

◀

▶

◀

▶

Back

Close

Full Screen / Esc

Printer-friendly Version

Interactive Discussion



Finally, the bulk population diversity (D_Y), or effective number of species in the bulk population, is given by:

$$D_Y = e^{H_Y}. \quad (12)$$

5 These terms can be related to derive the mixing state index (χ):

$$\chi = \frac{D_\alpha - 1}{D_Y - 1}. \quad (13)$$

Thus, values for single particle diversity are estimated at the single particle level (D_i), averaged across the entire particle population (D_α), and related to the bulk population diversity (D_Y) to derive mixing state index values (χ) at hourly temporal resolution. For a pure external mixture, $D_i = D_\alpha = 1$, so $\chi = 0\%$, while for a pure internal mixture, all particles have the same composition as the bulk aerosol and thus $D_\alpha = D_Y$, so $\chi = 100\%$.

3 Results and discussion

15 3.1 Relating single particle composition and diversity

Estimating the mass fractions of BC, OA, ammonium, nitrate and sulphate present at the single particle level allows for the classification of particles based on their composition and size. The ATOFMS dataset was queried based on size and BC mass fraction for each hour of the campaign and particle counts were scaled using concurrent TDMPs number-size distribution data. The campaign-average of these hourly two-dimensional number distributions is shown in Fig. 1. At the smallest detectable sizes (150–250 nm, d_{va}), the majority of particles are characterised by BC mass fractions higher than 0.5. This is consistent with the fresh, locally emitted combustion particles previously identified and apportioned to vehicular traffic and woodburning activities in

Single particle diversity and mixing state measurements

R. M. Healy et al.

Title Page

Abstract

Introduction

Conclusions

References

Tables

Figures

◀

▶

◀

▶

Back

Close

Full Screen / Esc

Printer-friendly Version

Interactive Discussion



Paris (Healy et al., 2013). At larger sizes (> 250 nm), particles are characterised by much lower BC mass fractions (< 0.1), and higher inorganic ion content. Condensation of ammonium nitrate on locally emitted combustion particles and transport of ammonium, nitrate, sulphate and secondary organic aerosol from outside Paris have been demonstrated to contribute significantly to the mass concentration of particles > 250 nm detected at the site (Healy et al., 2013; Crippa et al., 2013).

The particle population can also be classified according to the diversity value (D_i) associated with each single particle as shown in Fig. 2. This value is a representation of the effective number of species present in each single particle (Eq. 10). A particle composed of 100 % BC, for example, will have a D_i value of 1, while a particle consisting of 50 % OA and 50 % BC will have a D_i value of 2. A particle consisting of BC and OA in unequal proportions will have a diversity value between 1 and 2. Five species were chosen for this analysis and therefore calculated D_i values will lie in the range 1–5. The majority of particles detected in Paris are characterised by D_i values of approximately 2, consistent with combustion particles composed predominantly of BC and OA (Fig. 2). However, as shown in Fig. 3 (top panel), when total particle counts in each size bin are normalised to 1, an increase in D_i with particle diameter is apparent. This is due to the higher inorganic ion content of larger accumulation mode particles (Fig. 3, bottom panel), which results in a more equally weighted contribution from each chemical species at the single particle level, and thus a higher value for D_i . It follows that single particle diversity is thus expected to increase for carbonaceous particles with time as they accumulate secondary inorganic ions through atmospheric processing (Riemer and West, 2013). Typical single particle mass spectra, associated chemical composition estimates, and calculated D_i values for three particles detected during the campaign are given in Fig. 4.

3.2 Single particle diversity, bulk population diversity and mixing state

The average single particle diversity, D_α (Eq. 11), a representation of the average effective number of species present at the single particle level, was also calculated at

Single particle diversity and mixing state measurements

R. M. Healy et al.

Title Page

Abstract

Introduction

Conclusions

References

Tables

Figures

◀

▶

◀

▶

Back

Close

Full Screen / Esc

Printer-friendly Version

Interactive Discussion



hourly resolution using the ATOFMS particle composition estimates. This value can potentially range from 1 (all single particles are pure and contain only 1 species) to 5 (all single particles contain identical mass fractions of all five species). The species diversity of the *bulk* population, D_Y , was calculated directly from the HR-ToF-AMS and MAAP mass concentration measurements of BC, OA, ammonium, nitrate and sulphate for each hour of the measurement period (Eq. 12). D_Y therefore represents the effective number of species present in the bulk population. This value can also range from 1 (only one species is present in the bulk population) to 5 (all five species are present in equal ratios in the bulk population). Thus, D_Y ignores heterogeneity at the single particle level and describes the diversity of the bulk composition only.

The affine ratio of D_α and D_Y is used to derive the mixing state index (χ) at hourly resolution (Eq. 13). The mixing state index can potentially range from 0 % when all particles are pure and contain one chemical species (fully externally mixed) to 100 % when all particles have identical mass fractions of each chemical species (fully internally mixed). The relationship between these three terms for the Paris dataset is shown in Fig. 5. Mixing state index values range from 37–72 %, with a mean value of 59 %, thus indicating that the particle population measured during the MEGAPOLI winter campaign can never be described as fully internally mixed. It is also apparent that while the bulk population diversity (D_Y) approaches the maximum value of 5 at times, the average single particle diversity (D_α) is rarely greater than 3.5. This observation can be explained by heterogeneity in composition between single particles. Smaller particles have higher mass fractions of BC and OA, while larger particles have higher inorganic mass fractions (Figs. 3 and 4). A variety of different chemical mixing states for particles of the same size has also been previously demonstrated for this dataset (Healy et al., 2013). If every single particle had identical chemical composition, D_α and D_Y would be identical, and therefore χ would equal 100 %, representing fully internally mixed aerosol.

Single particle diversity and mixing state measurements

R. M. Healy et al.

Title Page

Abstract

Introduction

Conclusions

References

Tables

Figures

◀

▶

◀

▶

Back

Close

Full Screen / Esc

Printer-friendly Version

Interactive Discussion



3.3 Dependence of mixing state upon time of day

D_α , D_γ and the mixing state index (χ), were observed to be dependent upon time of day, as shown in Fig. 6. Higher values for D_α are observed in the early hours of the morning (00:00–04:00 LT). During this period, local emissions associated with vehicular traffic and woodburning activities are low, and the single particle mass fractions of ammonium and nitrate are increasing through enhanced condensation at lower temperatures (Crippa et al., 2013). The relationship between diurnal ammonium and nitrate mass concentrations and temperature is shown in Fig. S5. The increase in the mass fractions of ammonium and nitrate present at the single particle level leads to an increase in D_α . Condensation of ammonium nitrate is also reflected in the simultaneous increase in the bulk population diversity (D_γ). Overall, this phenomenon leads to stable, but relatively higher, mixing state index (χ) values from 00:00–04:00. This behaviour is consistent with that observed for a complex urban plume scenario generated using the particle resolved PartMC-MOSAIC model (Riemer and West, 2013). In that simulation, D_α , D_γ also increased due to condensation of ammonium nitrate on pre-existing carbonaceous particles.

When vehicular traffic emissions increase from 06:00–10:00, D_α decreases due to the introduction of high numbers of particles with high BC and OA mass fractions and low D_i values (Fig. 6). Simultaneously, however, D_γ increases because the increasing mass fraction of BC present at the bulk population level leads to a more evenly weighted contribution from all five chemical species. Overall, this phenomenon results in a more externally mixed population, and a corresponding *decrease* in χ is observed (Fig. 6).

A decrease in D_γ , and to a lesser extent, D_α is observed at lunchtime (12:00–14:00), when primary cooking organic aerosol contributions are relatively high (Crippa et al., 2013). Cooking-related particles are expected to have low D_i values because they are composed predominantly of OA, however the ATOFMS does not detect these particles efficiently (Healy et al., 2013), and therefore their number contribution is expected to be significantly under-represented in the ATOFMS dataset. Emissions of pure OA particles

Single particle diversity and mixing state measurements

R. M. Healy et al.

Title Page

Abstract

Introduction

Conclusions

References

Tables

Figures



Back

Close

Full Screen / Esc

Printer-friendly Version

Interactive Discussion



are expected to produce a more externally mixed population and therefore result in a decrease in χ . A minor increase in χ is observed in this case from 12:00–14:00, although it is possible that this may be due to poor ATOFMS desorption/ionization efficiency for cooking OA particles.

In the evening (16:00–20:00), emissions of fresh primary traffic and woodburning particles with high BC and OA content and low D_i lead to a minor decrease in D_α . D_Y decreases to a greater extent during this period because the high OA mass contribution from woodburning particles (Crippa et al., 2013; Healy et al., 2013) leads to a less evenly weighted contribution from all five species in the bulk population. From 20:00–23:00, however, primary emissions decrease and condensation of ammonium nitrate leads to an increase in both D_α and D_Y . Overall, these phenomena result in an increase in χ from 16:00–23:00.

The diurnal dependence of the relationship between D_Y and D_α is shown in Fig. 7. At night, condensation of ammonium nitrate and a decrease in primary emissions lead to increases in both D_α and D_Y . Early morning vehicular emissions result in a decrease in D_α initially, followed by a decrease in both D_α and D_Y . Despite this dependence upon time of day, the minimum and maximum hourly average χ values are 56 % and 63 %, respectively, indicating that the particle population in Paris remains relatively externally mixed throughout the day.

3.4 Dependence of mixing state upon air mass origin

The MEGAPOLI winter campaign was also characterised by distinct periods influenced by either marine or continental air masses (Healy et al., 2012; Crippa et al., 2013). Local sources contributed most significantly to aerosol mass concentrations under marine air mass conditions from 28 January 2010–07 February 2010. Advection of significant additional aerosol mass from continental eastern and northwestern Europe was observed from 26–28 January 2010 and from 07–11 February 2010 (Healy et al., 2013). It is clear that air mass origin has a significant impact upon D_α , D_Y , and χ , as shown in Fig. 8. When marine air masses prevail, D_α is low due to the dominance of local

Single particle diversity and mixing state measurements

R. M. Healy et al.

Title Page

Abstract

Introduction

Conclusions

References

Tables

Figures

◀

▶

◀

▶

Back

Close

Full Screen / Esc

Printer-friendly Version

Interactive Discussion



emissions of carbonaceous particles. These particles have low associated D_i values due to their low inorganic ion content (Fig. 9). During periods influenced by continental air masses, however, additional contributions of larger, transported particles containing higher ammonium, nitrate and sulphate mass fractions are observed. These particles have much higher D_i values (Fig. 9), which in turn leads to higher overall D_α values. The larger size and mass of the transported particles also impacts the bulk population composition considerably, leading to higher D_γ values (Fig. 8). The relationship between D_α , D_γ and air mass origin is shown in Fig. 10. During periods influenced by continental air masses, data points are shifted towards the upper-right of the D_α – D_γ space. The average χ values observed for marine and continental air mass conditions are 55 % and 60 %, respectively. The latter value remains relatively low, because locally emitted particles with low D_i values persist independent of air mass origin (Fig. 9), resulting in a relatively externally mixed particle population at all times. Transported, aged aerosol with high inorganic ion content is thus expected have a higher impact upon the aerosol mixing state index in remote environments, where contributions from local sources are minimal.

4 Conclusions

Aerosol mass spectrometry measurements have been used for the first time to investigate ambient aerosol mixing state using a newly developed framework based on information-theoretic entropy (Riemer and West, 2013). Single particle mass spectrometer measurements, constrained using concurrent HR-ToF-AMS and MAAP measurements, were used to estimate the mass fractions of BC, OA, ammonium, nitrate and sulphate present in single particles detected in Paris, France during the MEGAPOLI winter campaign. Species mass fractions were then used to calculate single particle species diversity (D_i). Low D_i values (~ 2) were determined for fresh, locally emitted vehicular traffic and woodburning carbonaceous particles composed predominantly of BC and OA. Higher D_i values (~ 4) were observed for larger, transported particles con-

Single particle diversity and mixing state measurements

R. M. Healy et al.

Title Page

Abstract

Introduction

Conclusions

References

Tables

Figures

◀

▶

◀

▶

Back

Close

Full Screen / Esc

Printer-friendly Version

Interactive Discussion



Single particle diversity and mixing state measurements

R. M. Healy et al.

Title Page

Abstract

Introduction

Conclusions

References

Tables

Figures

◀

▶

◀

▶

Back

Close

Full Screen / Esc

Printer-friendly Version

Interactive Discussion



taining higher mass fractions of inorganic ions. The average diversity of single particles (D_α), and the bulk population diversity (D_γ), were used to derive the mixing state index (χ) at hourly resolution. D_α , D_γ , and χ were all found to be dependent upon time of day. D_α and D_γ values were lowest during the daytime and early evening hours when local traffic and woodburning emissions were highest, but increased at night due to a simultaneous decrease in local emissions and enhanced condensation of ammonium nitrate on existing particles. Advection of particles with high ammonium, nitrate and sulphate mass fractions from Eastern and Northwestern Europe led to significant increases in D_α , D_γ and, to a lesser extent, χ . The average value of χ determined for aerosol in the size range 150–1067 nm detected during the MEGAPOLI winter campaign is 59 %, and is thus midway between externally and internally mixed. The approach described here represents a new means by which to compare and contrast aerosol chemical mixing state in various environments globally. Potential applications include investigating changes in the mixing state of aerosol species as a function of plume age. Ambient aerosol diversity measurements are also expected to be useful for constraining or validating models that resolve aerosol chemical mixing state. Comparisons of χ values derived using single particle mass spectrometry and off-line single particle analytical techniques will also be valuable.

Supplementary material related to this article is available online at <http://www.atmos-chem-phys-discuss.net/14/3973/2014/acpd-14-3973-2014-supplement.pdf>.

Acknowledgements. This work has been funded by the Higher Education Authority Ireland under PRTL cycle IV, the Irish Research Council for Engineering and Technology, the EU Seventh Framework Programme FP/2007–2011 (MEGAPOLI) and the Marie Curie Action FP7-PEOPLE-IOF-2011 (Project: CHEMBC, No. 299755). N. Riemer's and M. West's contribution to this work was made possible by US EPA grant 835042. Its contents are solely the responsibility of the grantee and do not necessarily represent the official views of the US EPA. Further, US

EPA does not endorse the purchase of any commercial products or services mentioned in the publication. Meteorological data was provided by Météo-France.

References

- Attaran, M.: Industrial diversity and economic performance in US areas, *Ann. Regional Sci.*, 20, 44–54, doi:10.1007/bf01287240, 1986.
- Ault, A. P., Moore, M. J., Furutani, H., and Prather, K. A.: Impact of emissions from the Los Angeles port region on San Diego air quality during regional transport events, *Environ. Sci. Technol.*, 43, 3500–3506, doi:10.1021/es8018918, 2009.
- Ault, A. P., Gaston, C. J., Wang, Y., Dominguez, G., Thiemens, M. H., and Prather, K. A.: Characterization of the single particle mixing state of individual ship plume events measured at the port of Los Angeles, *Environ. Sci. Technol.*, 44, 1954–1961, doi:10.1021/es902985h, 2010.
- Bahreini, R., Ervens, B., Middlebrook, A. M., Warneke, C., de Gouw, J. A., DeCarlo, P. F., Jimenez, J. L., Brock, C. A., Neuman, J. A., Ryerson, T. B., Stark, H., Atlas, E., Brioude, J., Fried, A., Holloway, J. S., Peischl, J., Richter, D., Walega, J., Weibring, P., Wollny, A. G., and Fehsenfeld, F. C.: Organic aerosol formation in urban and industrial plumes near Houston and Dallas, Texas, *J. Geophys. Res.-Atmos.*, 114, D00F16, doi:10.1029/2008jd011493, 2009.
- Birmili, W., Stratmann, F., and Wiedensohler, A.: Design of a DMA-based size spectrometer for a large particle size range and stable operation, *J. Aerosol Sci.*, 30, 549–553, doi:10.1016/s0021-8502(98)00047-0, 1999.
- Bressi, M., Sciare, J., Gherzi, V., Bonnaire, N., Nicolas, J. B., Petit, J.-E., Moukhtar, S., Rosso, A., Mihalopoulos, N., and Féron, A.: A one-year comprehensive chemical characterisation of fine aerosol (PM_{2.5}) at urban, suburban and rural background sites in the region of Paris (France), *Atmos. Chem. Phys.*, 13, 7825–7844, doi:10.5194/acp-13-7825-2013, 2013.
- Cahill, J. F., Suski, K., Seinfeld, J. H., Zaveri, R. A., and Prather, K. A.: The mixing state of carbonaceous aerosol particles in northern and southern California measured during CARES and CalNex 2010, *Atmos. Chem. Phys.*, 12, 10989–11002, doi:10.5194/acp-12-10989-2012, 2012.

ACPD

14, 3973–4005, 2014

Single particle diversity and mixing state measurements

R. M. Healy et al.

Title Page

Abstract

Introduction

Conclusions

References

Tables

Figures

◀

▶

◀

▶

Back

Close

Full Screen / Esc

Printer-friendly Version

Interactive Discussion



- Crippa, M., DeCarlo, P. F., Slowik, J. G., Mohr, C., Heringa, M. F., Chirico, R., Poulain, L., Freutel, F., Sciare, J., Cozic, J., Di Marco, C. F., Elsasser, M., Nicolas, J. B., Marchand, N., Abidi, E., Wiedensohler, A., Drewnick, F., Schneider, J., Borrmann, S., Nemitz, E., Zimmermann, R., Jaffrezo, J.-L., Prévôt, A. S. H., and Baltensperger, U.: Wintertime aerosol chemical composition and source apportionment of the organic fraction in the metropolitan area of Paris, *Atmos. Chem. Phys.*, 13, 961–981, doi:10.5194/acp-13-961-2013, 2013.
- Dall'Osto, M., Ovadnevaite, J., Ceburnis, D., Martin, D., Healy, R. M., O'Connor, I. P., Kourtchev, I., Sodeau, J. R., Wenger, J. C., and O'Dowd, C.: Characterization of urban aerosol in Cork city (Ireland) using aerosol mass spectrometry, *Atmos. Chem. Phys.*, 13, 4997–5015, doi:10.5194/acp-13-4997-2013, 2013.
- DeCarlo, P. F., Kimmel, J. R., Trimborn, A., Northway, M. J., Jayne, J. T., Aiken, A. C., Gonin, M., Fuhrer, K., Horvath, T., Docherty, K. S., Worsnop, D. R., and Jimenez, J. L.: Field-deployable, high-resolution, time-of-flight aerosol mass spectrometer, *Anal. Chem.*, 78, 8281–8289, doi:10.1021/ac061249n, 2006.
- Eatough, D. J., Grover, B. D., Woolwine, W. R., Eatough, N. L., Long, R., and Farber, R.: Source apportionment of 1 h semi-continuous data during the 2005 Study of Organic Aerosols in Riverside (SOAR) using positive matrix factorization, *Atmos. Environ.*, 42, 2706–2719, 2008.
- Ferge, T., Karg, E., Schröppel, A., Coffee, K. R., Tobias, H. J., Frank, M., Gard, E. E., and Zimmermann, R.: Fast determination of the relative elemental and organic carbon content of aerosol samples by on-line single-particle aerosol time-of-flight mass spectrometry, *Environ. Sci. Technol.*, 40, 3327–3335, doi:10.1021/es050799k, 2006.
- Froyd, K. D., Murphy, S. M., Murphy, D. M., de Gouw, J. A., Eddingsaas, N. C., and Wennberg, P. O.: Contribution of isoprene-derived organosulfates to free tropospheric aerosol mass, *P. Natl. Acad. Sci. USA*, 107, 21360–21365, doi:10.1073/pnas.1012561107, 2010.
- Furutani, H., Dall'osto, M., Roberts, G. C., and Prather, K. A.: Assessment of the relative importance of atmospheric aging on CCN activity derived from field observations, *Atmos. Environ.*, 42, 3130–3142, 2008.
- Gard, E., Mayer, J. E., Morrical, B. D., Dienes, T., Fergenson, D. P., and Prather, K. A.: Real-time analysis of individual atmospheric aerosol particles: design and performance of a portable ATOFMS, *Anal. Chem.*, 69, 4083–4091, doi:10.1021/ac970540n, 1997.

Single particle diversity and mixing state measurements

R. M. Healy et al.

Title Page

Abstract

Introduction

Conclusions

References

Tables

Figures

◀

▶

◀

▶

Back

Close

Full Screen / Esc

Printer-friendly Version

Interactive Discussion



Single particle diversity and mixing state measurements

R. M. Healy et al.

Title Page

Abstract

Introduction

Conclusions

References

Tables

Figures

◀

▶

◀

▶

Back

Close

Full Screen / Esc

Printer-friendly Version

Interactive Discussion



- Gross, D. S., Galli, M. E., Silva, P. J., and Prather, K. A.: Relative sensitivity factors for alkali metal and ammonium cations in single-particle aerosol time-of-flight mass spectra, *Anal. Chem.*, 72, 416–422, 2000.
- Gross, D. S., Atlas, R., Rzeszutarski, J., Turetsky, E., Christensen, J., Benzaid, S., Olsen, J., Smith, T., Steinberg, L., Sulman, J., Ritz, A., Anderson, B., Nelson, C., Musicant, D. R., Chen, L., Snyder, D. C., and Schauer, J. J.: Environmental chemistry through intelligent atmospheric data analysis, *Environ. Modell. Softw.*, 25, 760–769, doi:10.1016/j.envsoft.2009.12.001, 2010.
- Guazzotti, S. A., Suess, D. T., Coffee, K. R., Quinn, P. K., Bates, T. S., Wisthaler, A., Hansel, A., Ball, W. P., Dickerson, R. R., Neusüß, C., Crutzen, P. J., and Prather, K. A.: Characterization of carbonaceous aerosols outflow from India and Arabia: biomass/biofuel burning and fossil fuel combustion, *J. Geophys. Res.*, 108, 4485, doi:10.1029/2002jd003277, 2003.
- Hatch, L. E., Creamean, J. M., Ault, A. P., Surratt, J. D., Chan, M. N., Seinfeld, J. H., Edgerton, E. S., Su, Y., and Prather, K. A.: Measurements of isoprene-derived organosulfates in ambient aerosols by aerosol time-of-flight mass spectrometry – Part 1: Single particle atmospheric observations in Atlanta, *Environ. Sci. Technol.*, 45, 5105–5111, doi:10.1021/es103944a, 2011.
- Healy, R. M., Hellebust, S., Kourichev, I., Allanic, A., O'Connor, I. P., Bell, J. M., Healy, D. A., Sodeau, J. R., and Wenger, J. C.: Source apportionment of PM_{2.5} in Cork Harbour, Ireland using a combination of single particle mass spectrometry and quantitative semi-continuous measurements, *Atmos. Chem. Phys.*, 10, 9593–9613, doi:10.5194/acp-10-9593-2010, 2010.
- Healy, R. M., Sciare, J., Poulain, L., Kamili, K., Merkel, M., Müller, T., Wiedensohler, A., Eckhardt, S., Stohl, A., Sarda-Estève, R., McGillicuddy, E., O'Connor, I. P., Sodeau, J. R., and Wenger, J. C.: Sources and mixing state of size-resolved elemental carbon particles in a European megacity: Paris, *Atmos. Chem. Phys.*, 12, 1681–1700, doi:10.5194/acp-12-1681-2012, 2012.
- Healy, R. M., Sciare, J., Poulain, L., Crippa, M., Wiedensohler, A., Prévôt, A. S. H., Baltensperger, U., Sarda-Estève, R., McGuire, M. L., Jeong, C.-H., McGillicuddy, E., O'Connor, I. P., Sodeau, J. R., Evans, G. J., and Wenger, J. C.: Quantitative determination of carbonaceous particle mixing state in Paris using single-particle mass spectrometer and aerosol mass spectrometer measurements, *Atmos. Chem. Phys.*, 13, 9479–9496, doi:10.5194/acp-13-9479-2013, 2013.

Herich, H., Kammermann, L., Friedman, B., Gross, D. S., Weingartner, E., Lohmann, U., Spichtinger, P., Gysel, M., Baltensperger, U., and Cziczo, D. J.: Subarctic atmospheric aerosol composition: 2. Hygroscopic growth properties, *J. Geophys. Res.*, 114, D13204, doi:10.1029/2008jd011574, 2009.

5 Jeong, C.-H., McGuire, M. L., Godri, K. J., Slowik, J. G., Rehbein, P. J. G., and Evans, G. J.: Quantification of aerosol chemical composition using continuous single particle measurements, *Atmos. Chem. Phys.*, 11, 7027–7044, doi:10.5194/acp-11-7027-2011, 2011.

Kane, D. B. and Johnston, M. V.: Size and composition biases on the detection of individual ultrafine particles by aerosol mass spectrometry, *Environ. Sci. Technol.*, 34, 4887–4893, doi:10.1021/es001323y, 2000.

10 Liu, D.-Y., Prather, K. A., and Hering, S. V.: Variations in the size and chemical composition of nitrate-containing particles in Riverside, CA, *Aerosol Sci. Tech.*, 33, 71–86, doi:10.1080/027868200410859, 2000.

Moffet, R. C. and Prather, K. A.: In-situ measurements of the mixing state and optical properties of soot with implications for radiative forcing estimates, *P. Natl. Acad. Sci. USA*, 106, 11872–11877, doi:10.1073/pnas.0900040106, 2009.

Moffet, R. C., de Foy, B., Molina, L. T., Molina, M. J., and Prather, K. A.: Measurement of ambient aerosols in northern Mexico City by single particle mass spectrometry, *Atmos. Chem. Phys.*, 8, 4499–4516, doi:10.5194/acp-8-4499-2008, 2008.

20 Pekney, N. J., Davidson, C. I., Bein, K. J., Wexler, A. S., and Johnston, M. V.: Identification of sources of atmospheric PM at the Pittsburgh Supersite, Part I: Single particle analysis and filter-based positive matrix factorization, *Atmos. Environ.*, 40, 411–423, 2006.

Petzold, A. and Schönlinner, M.: Multi-angle absorption photometry—a new method for the measurement of aerosol light absorption and atmospheric black carbon, *J. Aerosol Sci.*, 35, 421–441, doi:10.1016/j.jaerosci.2003.09.005, 2004.

25 Pratt, K. A. and Prather, K. A.: Real-time, single-particle volatility, size, and chemical composition measurements of aged urban aerosols, *Environ. Sci. Technol.*, 43, 8276–8282, doi:10.1021/es902002t, 2009.

Pratt, K. A., Hatch, L. E., and Prather, K. A.: Seasonal volatility dependence of ambient particle phase amines, *Environ. Sci. Technol.*, 43, 5276–5281, doi:10.1021/es803189n, 2009.

30 Pratt, K. A., Murphy, S. M., Subramanian, R., DeMott, P. J., Kok, G. L., Campos, T., Rogers, D. C., Prenni, A. J., Heymsfield, A. J., Seinfeld, J. H., and Prather, K. A.: Flight-based chemical characterization of biomass burning aerosols within two prescribed burn

Single particle diversity and mixing state measurements

R. M. Healy et al.

Title Page

Abstract

Introduction

Conclusions

References

Tables

Figures

◀

▶

◀

▶

Back

Close

Full Screen / Esc

Printer-friendly Version

Interactive Discussion



smoke plumes, *Atmos. Chem. Phys.*, 11, 12549–12565, doi:10.5194/acp-11-12549-2011, 2011.

Qin, X., Bhawe, P. V., and Prather, K. A.: Comparison of two methods for obtaining quantitative mass concentrations from aerosol time-of-flight mass spectrometry measurements, *Anal. Chem.*, 78, 6169–6178, doi:10.1021/ac060395q, 2006.

Reinard, M. S. and Johnston, M. V.: Ion formation mechanism in laser desorption ionization of individual nanoparticles, *J. Am. Soc. Mass Spectr.*, 19, 389–399, doi:10.1016/j.jasms.2007.11.017, 2008.

Reinard, M. S., Adou, K., Martini, J. M., and Johnston, M. V.: Source characterization and identification by real-time single particle mass spectrometry, *Atmos. Environ.*, 41, 9397–9409, 2007.

Riemer, N. and West, M.: Quantifying aerosol mixing state with entropy and diversity measures, *Atmos. Chem. Phys.*, 13, 11423–11439, doi:10.5194/acp-13-11423-2013, 2013.

Rosenberg, N. A., Pritchard, J. K., Weber, J. L., Cann, H. M., Kidd, K. K., Zhivotovsky, L. A., and Feldman, M. W.: Genetic structure of human populations, *Science*, 298, 2381–2385, doi:10.1126/science.1078311, 2002.

Snyder, D. C., Schauer, J. J., Gross, D. S., and Turner, J. R.: Estimating the contribution of point sources to atmospheric metals using single-particle mass spectrometry, *Atmos. Environ.*, 43, 4033–4042, 2009.

Su, Y., Sipin, M. F., Furutani, H., and Prather, K. A.: Development and characterization of an aerosol time-of-flight mass spectrometer with increased detection efficiency, *Anal. Chem.*, 76, 712–719, doi:10.1021/ac034797z, 2004.

Tuch, T. M., Haudek, A., Müller, T., Nowak, A., Wex, H., and Wiedensohler, A.: Design and performance of an automatic regenerating adsorption aerosol dryer for continuous operation at monitoring sites, *Atmos. Meas. Tech.*, 2, 417–422, doi:10.5194/amt-2-417-2009, 2009.

Wenzel, R. J. and Prather, K. A.: Improvements in ion signal reproducibility obtained using a homogeneous laser beam for on-line laser desorption/ionization of single particles, *Rapid Commun. Mass Sp.*, 18, 1525–1533, 2004.

Wenzel, R. J., Liu, D.-Y., Edgerton, E. S., and Prather, K. A.: Aerosol time-of-flight mass spectrometry during the Atlanta Supersite Experiment: 2. Scaling procedures, *J. Geophys. Res.*, 108, 8427, doi:10.1029/2001jd001563, 2003.

ACPD

14, 3973–4005, 2014

Single particle diversity and mixing state measurements

R. M. Healy et al.

Title Page

Abstract

Introduction

Conclusions

References

Tables

Figures

◀

▶

◀

▶

Back

Close

Full Screen / Esc

Printer-friendly Version

Interactive Discussion



Whiteaker, J. R., Suess, D. T., and Prather, K. A.: Effects of meteorological conditions on aerosol composition and mixing state in Bakersfield, CA, Environ. Sci. Technol., 36, 2345–2353, doi:10.1021/es011381z, 2002.

Whittaker, R. H.: Dominance and diversity in land plant communities: numerical relations of species express the importance of competition in community function and evolution, Science, 147, 250–260, doi:10.1126/science.147.3655.250, 1965.

Zauscher, M. D., Wang, Y., Moore, M. J. K., Gaston, C. J., and Prather, K. A.: Air quality impact and physicochemical aging of biomass burning aerosols during the 2007 San Diego Wildfires, Environ. Sci. Technol., 47, 7633–7643, doi:10.1021/es4004137, 2013.

Zelenyuk, A., Imre, D., Earle, M., Easter, R., Korolev, A., Leaitch, R., Liu, P., Macdonald, A. M., Ovchinnikov, M., and Strapp, W.: In situ characterization of cloud condensation nuclei, interstitial, and background particles using the single particle mass spectrometer, SPLAT II, Anal. Chem., 82, 7943–7951, doi:10.1021/ac1013892, 2010.

**Single particle
diversity and mixing
state measurements**

R. M. Healy et al.

Title Page

Abstract

Introduction

Conclusions

References

Tables

Figures

◀

▶

◀

▶

Back

Close

Full Screen / Esc

Printer-friendly Version

Interactive Discussion



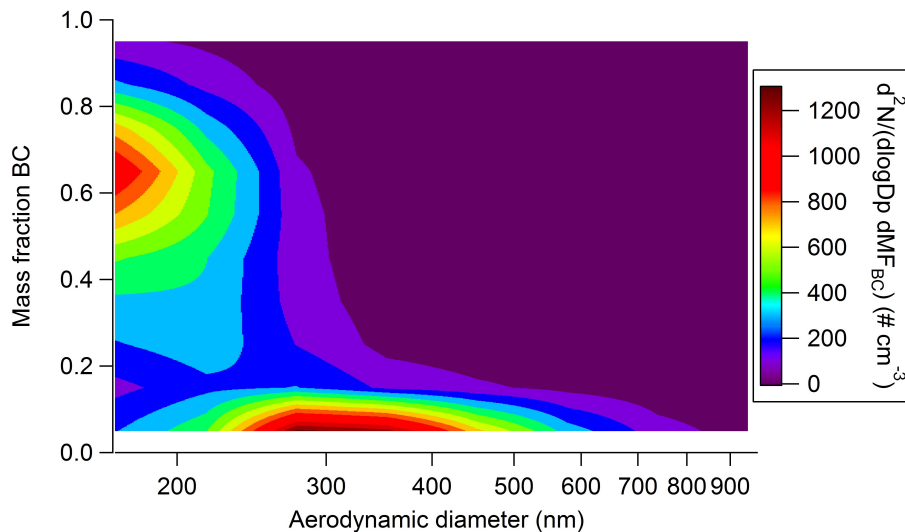


Fig. 1. Campaign-averaged size dependence of single particles based on ATOFMS-derived BC mass fraction.

Single particle diversity and mixing state measurements

R. M. Healy et al.

Title Page

Abstract

Introduction

Conclusions

References

Tables

Figures

◀

▶

◀

▶

Back

Close

Full Screen / Esc

Printer-friendly Version

Interactive Discussion

Single particle diversity and mixing state measurements

R. M. Healy et al.

Title Page

Abstract

Introduction

Conclusions

References

Tables

Figures

◀

▶

◀

▶

Back

Close

Full Screen / Esc

Printer-friendly Version

Interactive Discussion

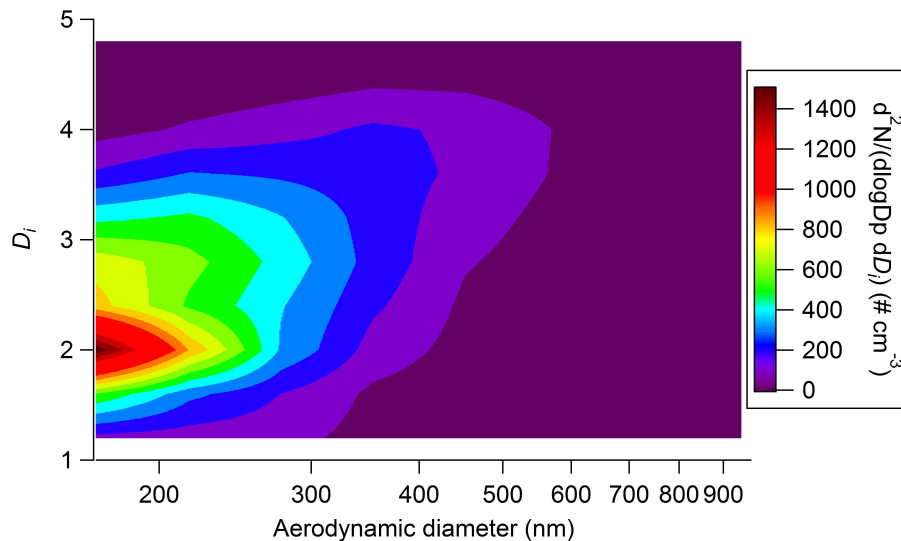


Fig. 2. Campaign-averaged size dependence of single particles based on ATOFMS-derived single particle diversity (D_i).

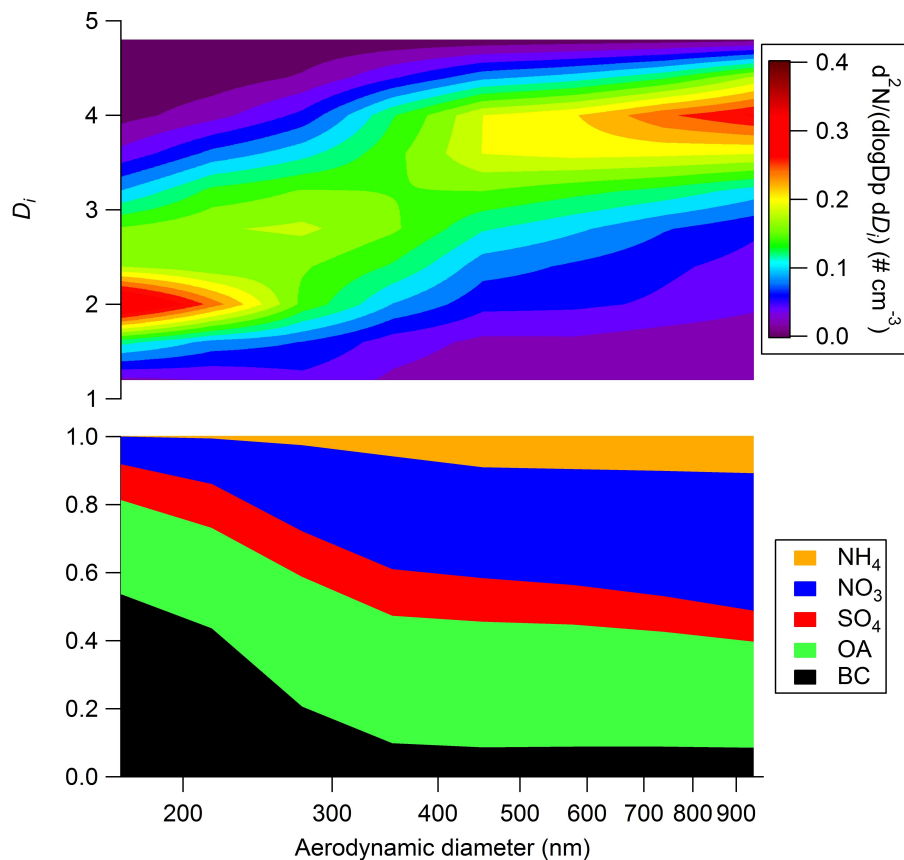


Fig. 3. Campaign-averaged size dependence of single particles based on ATOFMS-derived single particle diversity (D_i , counts normalised per size bin, top panel) and campaign-averaged size dependence of ATOFMS-derived single particle composition estimates (bottom panel).

Single particle
diversity and mixing
state measurements

R. M. Healy et al.

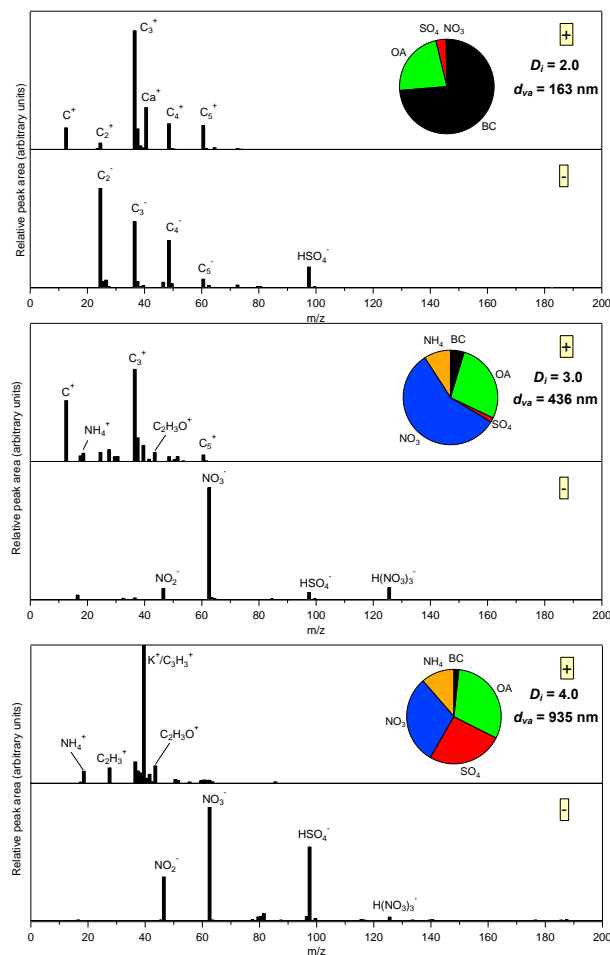


Fig. 4. Example single particle mass spectra and chemical composition estimates for particles with calculated D_i values of 2.0 (top panel), 3.0 (middle panel) and 4.0 (bottom panel).

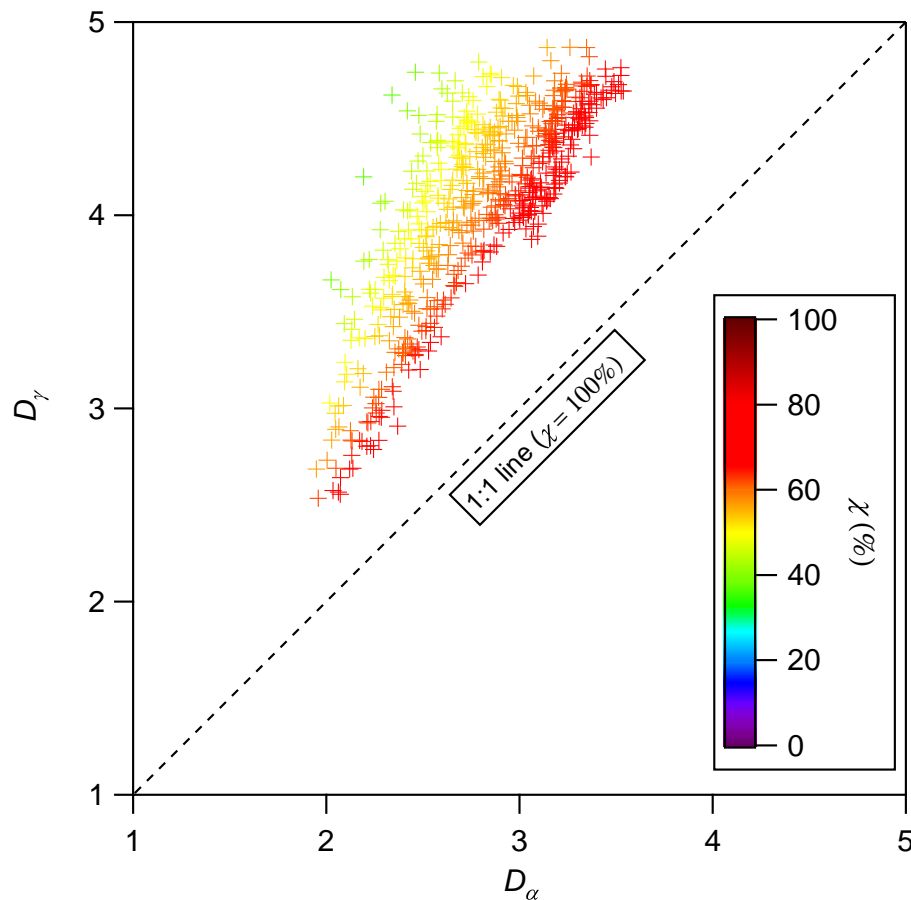


Fig. 5. Mixing state diagram demonstrating the relationship between average single particle diversity (D_α), bulk aerosol diversity (D_γ) and mixing state (χ) for each hour of the measurement period.

Single particle
diversity and mixing
state measurements

R. M. Healy et al.

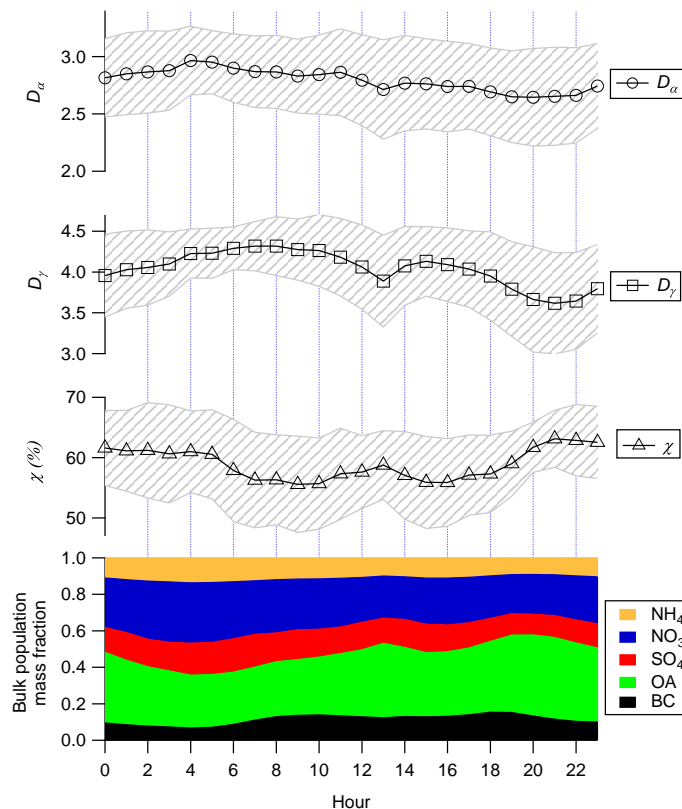


Fig. 6. Dependence of average single particle diversity (D_α), average bulk population diversity (D_γ), mixing state (χ) and average bulk population composition upon time of day. The solid lines with the symbols are the campaign-averages for each hour. Shaded areas represent one standard deviation (1σ).

Title Page

Abstract

Introduction

Conclusions

References

Tables

Figures

◀

▶

◀

▶

Back

Close

Full Screen / Esc

Printer-friendly Version

Interactive Discussion



Single particle
diversity and mixing
state measurements

R. M. Healy et al.

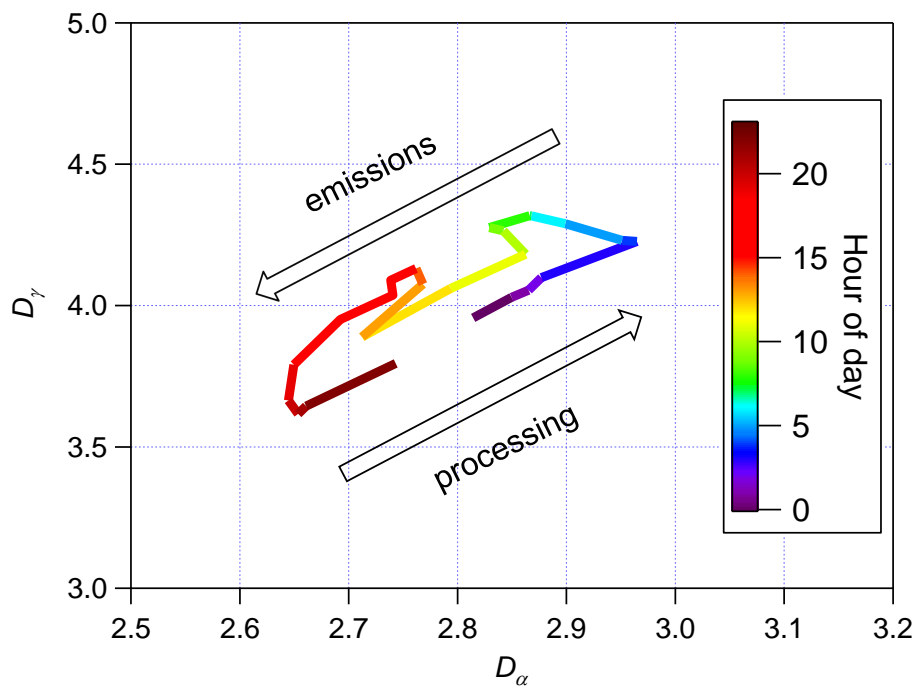


Fig. 7. Dependence of the relationship between average single particle diversity (D_α) and average bulk population diversity (D_γ) upon time of day.

Title Page

Abstract

Introduction

Conclusions

References

Tables

Figures

◀

▶

◀

▶

Back

Close

Full Screen / Esc

Printer-friendly Version

Interactive Discussion



Single particle diversity and mixing state measurements

R. M. Healy et al.

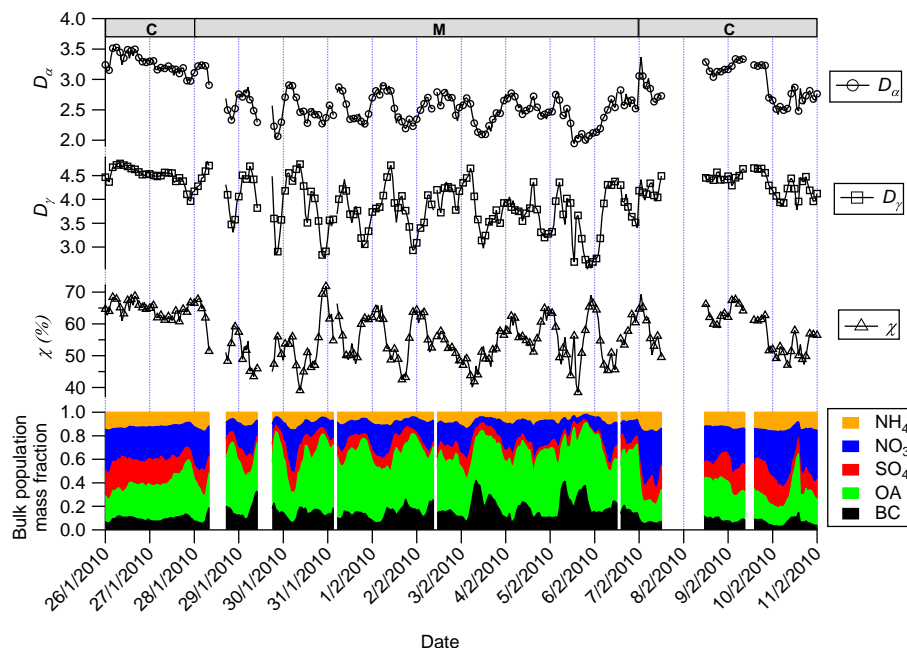


Fig. 8. Temporal trends for average single particle diversity (D_α), average bulk population diversity (D_γ), mixing state (χ) and average bulk population composition. “M” and “C” correspond to periods influenced by marine and continental air masses, respectively.

Title Page

Abstract

Introduction

Conclusions

References

Tables

Figures

◀

▶

◀

▶

Back

Close

Full Screen / Esc

Printer-friendly Version

Interactive Discussion



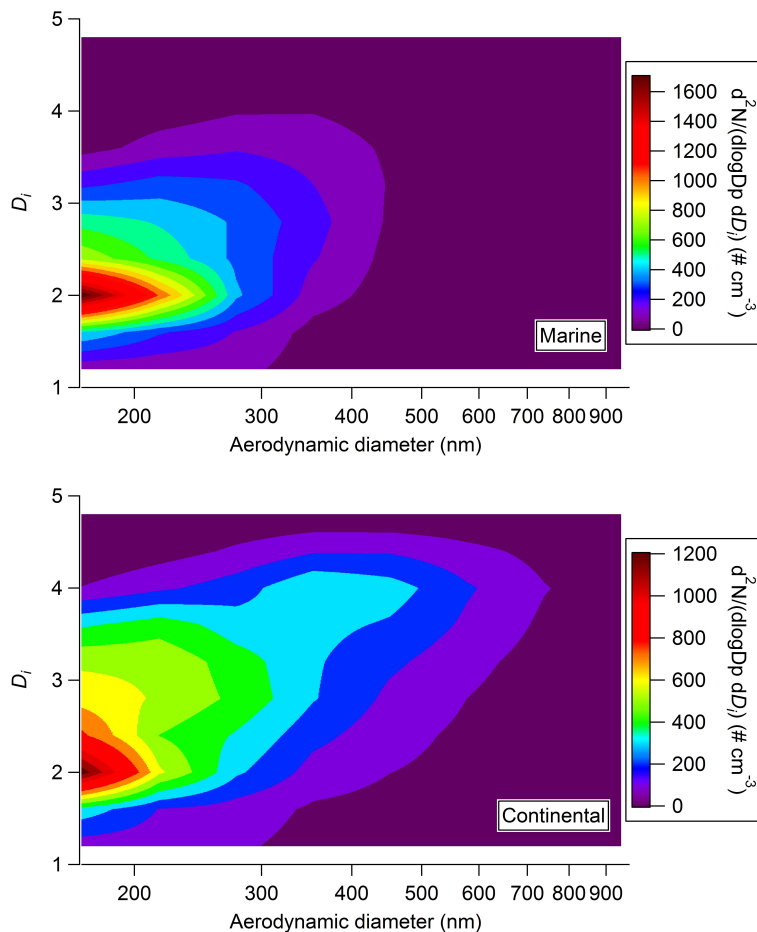


Fig. 9. Average size dependence of single particles classified based on ATOFMS-derived single particle diversity (D_i) for periods influenced by marine (top) and continental air masses (bottom).

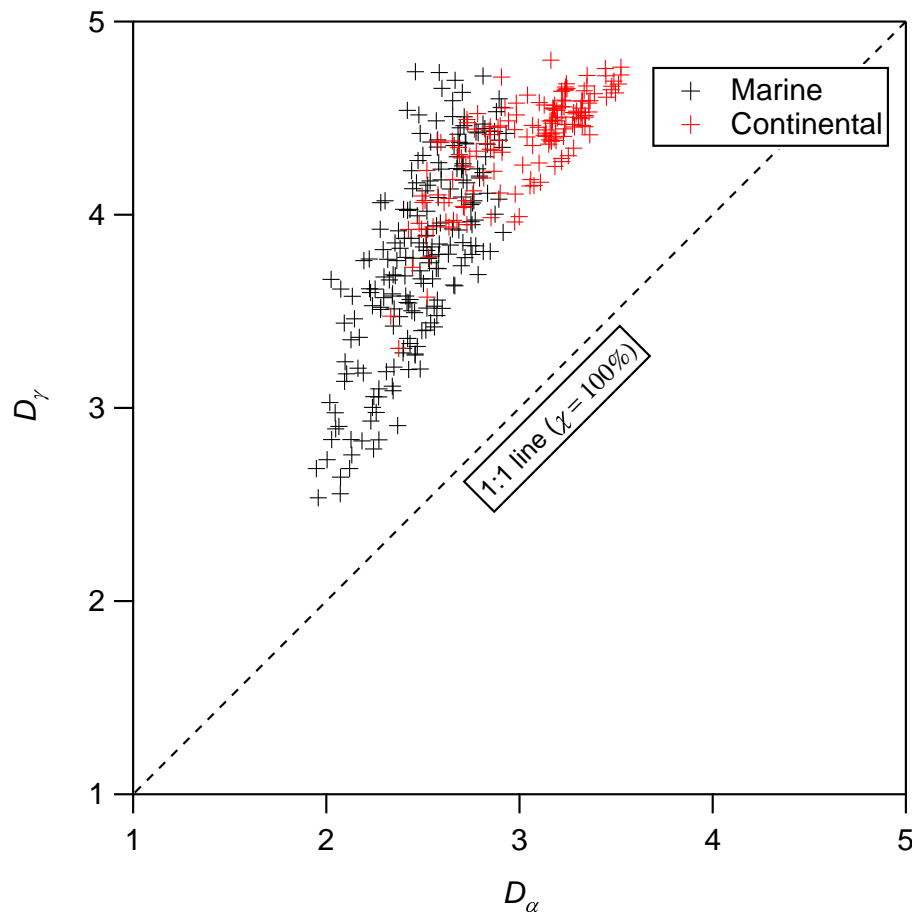


Fig. 10. Mixing state diagram demonstrating the relationship between average single particle diversity (D_α) and bulk population diversity (D_γ) during periods influenced by marine and continental air masses.