

Title	Variable fiber-optic attenuator using optofluidics
Authors	Reza, Syed A.;Riza, Nabeel A.
Publication date	2009-04-28
Original Citation	Reza, S. A. and Riza, N. A. (2009) 'Variable fiber-optic attenuator using optofluidics', Proceedings of SPIE, 7339, Enabling Photonics Technologies for Defense, Security, and Aerospace Applications V, 73390C (28 April). doi: 10.1117/12.820072
Type of publication	Conference item
Link to publisher's version	10.1117/12.820072
Rights	© 2009 Society of Photo-Optical Instrumentation Engineers (SPIE). One print or electronic copy may be made for personal use only. Systematic reproduction and distribution, duplication of any material in this paper for a fee or for commercial purposes, or modification of the content of the paper are prohibited.
Download date	2024-05-21 13:22:07
Item downloaded from	https://hdl.handle.net/10468/10056



UCC

University College Cork, Ireland
 Coláiste na hOllscoile Corcaigh

PROCEEDINGS OF SPIE

SPIDigitalLibrary.org/conference-proceedings-of-spie

Variable fiber-optic attenuator using optofluidics

Reza, Syed Azer, Riza, Nabeel

Syed Azer Reza, Nabeel A. Riza, "Variable fiber-optic attenuator using optofluidics," Proc. SPIE 7339, Enabling Photonics Technologies for Defense, Security, and Aerospace Applications V, 73390C (28 April 2009); doi: 10.1117/12.820072

SPIE.

Event: SPIE Defense, Security, and Sensing, 2009, Orlando, Florida, United States

Variable Fiber-Optic Attenuator using Optofluidics

Syed Azer Reza and Nabeel A. Riza
Photonic Information Processing Systems Laboratory
CREOL, The College of Optics & Photonics
University of Central Florida
4000 Central Florida Boulevard, Orlando, Florida 32816-2700, USA.
Email: riza@creol.ucf.edu

Abstract

Proposed is a Variable Fiber Optical Attenuator (VFOA) using an electronically controlled, variable focus liquid lens. The demonstrated experiment for the VFOA is shown for operation over the communication C-Band (1530nm-1560nm).

1. Introduction

Narrowband VFOA implementations have used liquid crystals [1-4], acousto-optics [5], analog [6-7], digital [8] and hybrid [9] optical Micro-Electro-Mechanical Systems (MEMS) technologies. VFOAs have also been designed for a broad band of optical wavelengths and include implementations using motion control [10-12] and movable mirrors [13-14] as well as, more recently, digital MEMS. Furthermore VFOA designs based on beam spoiling using motion control of mirrors have also been proposed [15-17]. The purpose of this paper is to show a VFOA implementation using the electronically controlled optical wedge. In the recent past, small tunable focus liquid lenses [18-19] have found commercial success in multi-focus cameras for cell phones. The proposed VFOA design employs this existing technology and explores its use for potential application in test and measurement systems.

2. Proposed VFOA Design

Fig.1 shows the design of the proposed VFOA. The electronically controlled variable focus lens (ECVFL) in the VFOA design is not used as a classical multi-focus device but rather as an electronically controlled optical wedge which is used to deflect the incoming optical beam depending on the applied voltage V to the ECVFL. Fiber coupled light enters the VFOA through the Single Mode Fiber (SMF) connected to the fiber lens FL1 and leaves the system through fiber lens FL2. FL1 and FL2 are identical with a self-imaging distance $2d$. The ECVFL is placed next to FL1 such that the optical beam passes through its edge hence exploiting the region where there is a maximum change in the radius of curvature of the ECVFL. This electronically controlled wedge having a wedge angle α steers the beam and this beam motion results in an angular tilt misalignment [20] and hence decoupling at FL2 resulting in optical attenuation and VFOA design. Note that the zero attenuation setting for the VFOA is one where there is

maximum coupling between FL1 and FL2. The system has been aligned such that this zero loss state occurs when the ECVFL is in its flat state (i.e. $V=38V$).

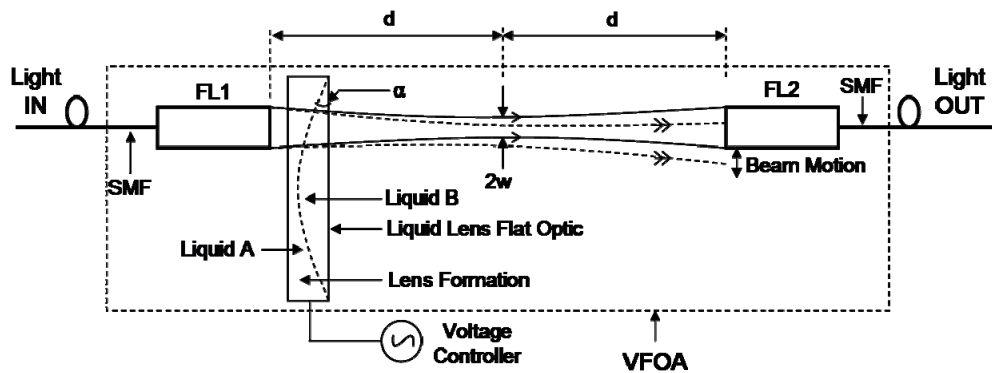


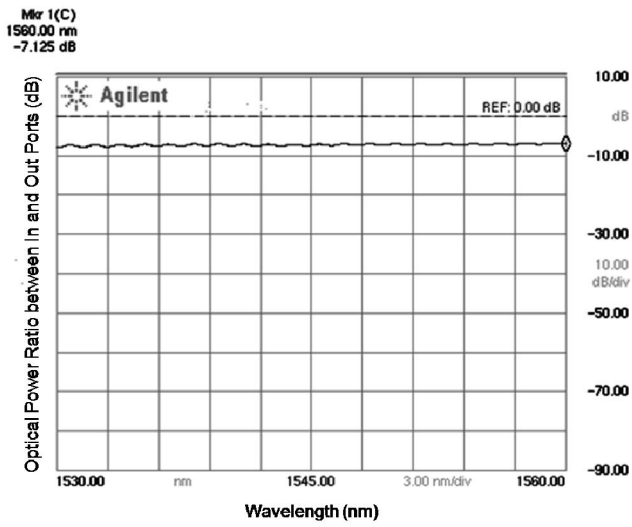
Fig.1 The proposed broadband VFOA design using a voltage controlled liquid lens and two Single Mode Fiber (SMF) coupled fiber lenses FL1 and FL2. Solid line: Zero attenuation setting; Dashed line: Voltage controlled attenuation setting; α : Wedge angle.

The ECVFL operates as an optical flat as well as in convex and concave configurations. The wedge angle α determines the magnitude of optical attenuation.

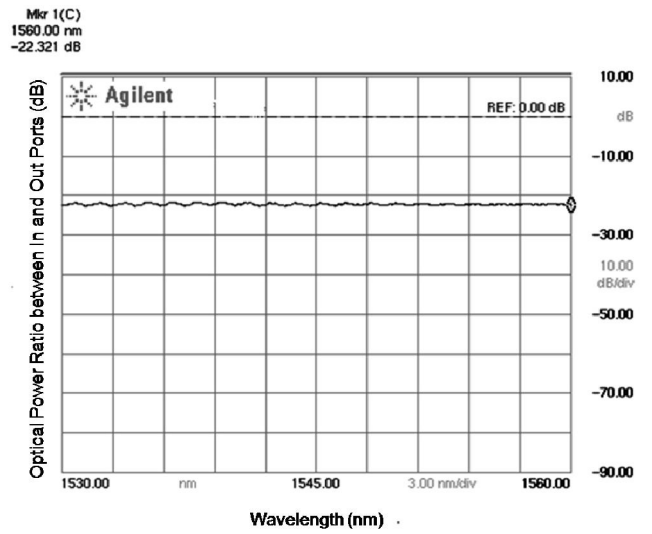
3. Experimental Demonstration

The proposed VFOA design shown in Fig.1 is implemented using two self-imaging fiber lenses with $d = 6.25$ cm and $w = 0.5$ mm for the C-Band infrared design $\lambda=1530-1560$ nm. A Varioptic France Model Arctic 320 liquid lens is used for the liquid lens [21]. The ECVFL focus changes based on the principle of electrowetting [22] which is the change in the wettability of a liquid when it comes in contact with a conducting surface. The attenuation range of the proposed VFOA is demonstrated to be 40 dB. Fig.2 shows the measured attenuation values of 0 dB, 15 dB and 30 dB for the C-Band of operation.

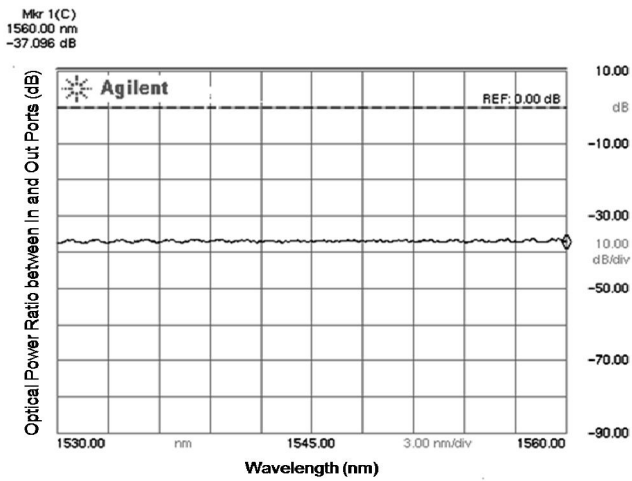
The measured 3 dB bandwidth of the VFOA is 190 nm between 1510 nm and 1700 nm wavelength range as shown in Fig.3. As the ECVFL is designed for the visible band of operation (430 nm to 700 nm), the C-Band light experiences a 3.9 dB loss. The free space fiber-to-fiber coupling loss is measured to be 0.4 dB. Hence the total fiber in to fiber out loss comes out to be 4.3 dB. If the ECVFL is designed for the C-Band, most of the transmission loss through the ECVFL can be eliminated. The VFOA Polarization Dependent Loss (PDL) is measured to be 0.3 dB for the C-Band. The power consumption of the ECVFL is 12mW and its reset time is 100msec. Therefore the VFOA response time is 100msec which makes the proposed VFOA design ideal for test and measurement applications. For further details on the working of the proposed opto-fluidic-based VFOA, see [23-24].



(a)



(b)



(c)

Fig.2 Measured VFOA broadband operation at (a) 0 dB, (b) 15 dB and (c) 30 dB attenuation levels for C-Band operations with OSA resolution of 10 dB/div.

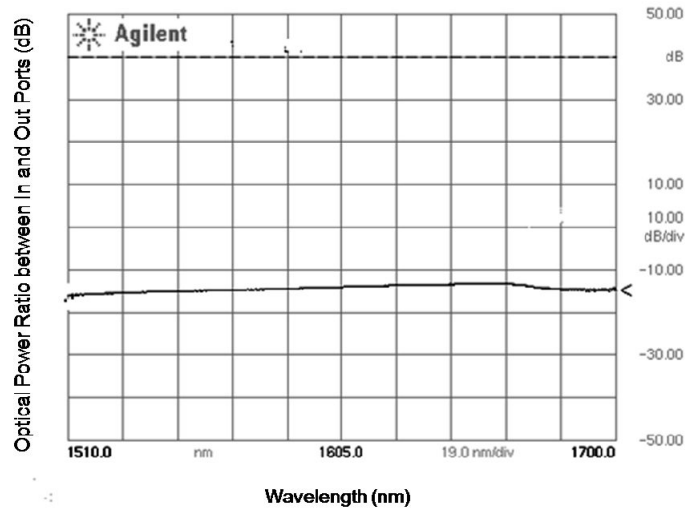


Fig.3 The measured 3-dB bandwidth of the VFOA showing a 1510 nm to 1700 nm response.

4. Conclusion

In conclusion, an ECVFL-based VFOA is demonstrated in this paper. The proposed VFOA is a broadband design intended for operation in the communication C-Band. The simple design and electronic controls make the proposed VFOA repeatable, reliable and accurate.

References

- [1] E. G. Hanson, "Polarization-independent liquid-crystal optical attenuator for fiber-optics applications," *Appl. Opt.*, Vol.21, No.7, pp.1342-1344, 1982.
- [2] P. Chanclou, B. Vinouze, M. Roy, C. Cornu, and H. Ramanitra, "Phase-Shifting VOA With Polymer Dispersed Liquid Crystal," *J. Lightwave Technol.*, Vol. 21, No.12, pp.3471-3476, 2003.
- [3] N. A. Riza and S. A. Khan, "Liquid-Crystal-Deflector Based Variable Fiber-Optic Attenuator," *Appl. Opt.*, Vol.43, pp.3449-3455, 2004.
- [4] K. Hirabayashi, M. Wada, C. Amano, "Optical-fiber variable-attenuator arrays using polymer-network liquid crystal," *IEEE Photonics Technology Letters*, Vol.13, No.5, pp.487-489, May 2001.
- [5] M. J. Mughal and N. A. Riza, "Compact acousto-optic high speed variable attenuator for high power applications," *IEEE Photonics Technol. Lett.* Vol.14, issue:4, pp.510-512, 2002.
- [6] C. Marxer, P. Griss, and N. F. de Rooij, "A variable optical attenuator based on silicon micromechanics," *IEEE Photon. Technol. Lett.*, vol.11, no. 2, pp. 233-235, 1999.
- [7] B. Barber, C. R. Giles, V. Askyuk, R. Ruel, L. Stulz, and D. Bishop, "A fiber connectorized MEMS variable optical attenuator," *IEEE Photon. Technol. Lett.*, vol. 10, pp. 1262-1264, Sept. 1998.

- [8] N. A. Riza and S. Sumriddetchkajorn, "Digitally controlled fault-tolerant multiwavelength programmable fiber-optic attenuator using a two-dimensional digital micromirror device," *Opt. Letters*, Vol. 24, Issue 5, pp. 282-284, 1999.
- [9] N.A. Riza and F. Ghauri, "Hybrid analog-digital MEMS fiber-optic variable attenuator," *IEEE Photon. Tech. Letters*, Volume: 17, Issue:1 pp.124-126, 2005.
- [10] S. Masuda, "Variable attenuator for use in single-mode fiber transmission systems," *Appl. Opt.*, vol. 19, no. 14, pp. 2435–2438, Jul. 1980.
- [11] P. Colbourne, J. Obhi, N. Teitelbaum, Variable optical attenuator, US Patent 5915063, June 22, 1999.
- [12] S. Yuan and N. A. Riza, "General formula for coupling-loss characterization of single-mode fiber collimators by use of gradient-index rod lenses," *Appl. Opt.* 38, pp.3214–3222 ,1999.
- [13] N. A Riza and S. A. Reza "Broadband All-Digital Variable Fiber-Optic Attenuator Using Digital Micromirror Device," *IEEE Photon. Tech. Letters*, Volume: 19, Issue: 21, pp.1705-1707, 2007.
- [14] W. Noell, P.-A. Clerc, L. Dellmann, B. Guldemann, H.-P. Herzig, O. Manzardo, C. R. Marxer, K. J. Weible, R. Dandliker, and N. de Rooij, "Applications of SOI-based optical MEMS," *IEEE J. Select. Topics Quantum Electron.*, vol. 8, pp. 148–54, Jan.-Feb. 2002.
- [15] N. A. Riza and N. Madamopoulos, "Synchronous amplitude and time control for an optimum dynamic range variable photonic delay line," *Appl. Opt.* 38, pp.2309–2318, 1999.
- [16] N. A. Riza and S. Sumriddetchkajorn, "Fault-tolerant variable fiberoptic attenuator using three-dimensional beam spoiling," *Optics Communications*, Vol. 185, pp. 103–108, 2000.
- [17] M. J. Mughal and N. A. Riza, "Variable fiber optic attenuator using a bulk-micro-machined deformable micromirror," *Opt. Eng.*, Volume 43, Issue 10, pp. 2214-2215, 2002
- [18] B. Bergea and J. Peseux, "Variable focal lens controlled by an external voltage: An application of electrowetting," *European Physical Journal E*, pp.159-163, 2000.
- [19] S. Kuipers and B. H. W. Hendriks, "Variable-focus liquid lens for miniature cameras," *Appl. Phys. Lett.*, Volume 85, Number 7, 2004.
- [20] M. van Buren and N. A. Riza "Foundations for low-loss fiber gradient-index lens pair coupling with the self-imaging mechanism," *Appl. Opt.*, vol. 42, pp. 550-565, Jan. 2003.
- [21] Model Arctic 320 Liquid Lens Technical Datasheet: Optical and Opto-mechanical Data, pp. 1-7. Varioptic, SA., Lyon, France, 2006.
- [22] L. Saurei, J. Peseux, F. Laune and B. Berge, " Tunable liquid lens based on electrowetting technology : principle, properties and applications," 10th Annual Micro-optics Conference, ISBN: 3-8274-1603-5, pp.E-1, Elsevier, Jena, Germany, 1-3 Sept 2004.
- [23] S. A. Reza and N. A. Riza, "A liquid lens-based broadband variable fiber optical attenuator," *Optics Communications*, Vol. 282, pp. 1298–1303, 2009.
- [24] S. A. Reza and N. A. Riza, "High dynamic range variable fiber optical attenuator using digital micromirrors and opto-fluidics," *IEEE Photon. Tech. Letters*, (to appear), 2009.