

Title	Synchronization patterns in modular neuronal networks: a case study of <i>C. elegans</i>
Authors	Pournaki, Armin;Merfort, Leon;Ruiz, Jorge;Kouvaris, Nikos E.;Hövel, Philipp;Hizanidis, Johanne
Publication date	2019-10-24
Original Citation	Pournaki, A., Merfort, L., Ruiz, J., Kouvaris, N. E., Hövel, P. and Hizanidis, J. (2019) 'Synchronization Patterns in Modular Neuronal Networks: A Case Study of <i>C. elegans</i> ', <i>Frontiers in Applied Mathematics and Statistics</i> , 5, 52. (19pp.) doi: 10.3389/fams.2019.00052
Type of publication	Article (peer-reviewed)
Link to publisher's version	https://www.frontiersin.org/articles/10.3389/fams.2019.00052/full - 10.3389/fams.2019.00052
Rights	©2019 Pournaki, Merfort, Ruiz, Kouvaris, Hövel and Hizanidis. This is an open-access article distributed under the terms of the Creative Commons Attribution License (CC BY). The use, distribution or reproduction in other forums is permitted, provided the original author(s) and the copyright owner(s) are credited and that the original publication in this journal is cited, in accordance with accepted academic practice. No use, distribution or reproduction is permitted which does not comply with these terms. - http://creativecommons.org/licenses/by/4.0/
Download date	2024-02-23 23:08:41
Item downloaded from	https://hdl.handle.net/10468/8912



UCC

University College Cork, Ireland
Coláiste na hOllscoile Corcaigh

Supplementary Material: Synchronization patterns in modular neuronal networks: a case study of *C. elegans*

1 LEVEL OF SYNCHRONIZATION

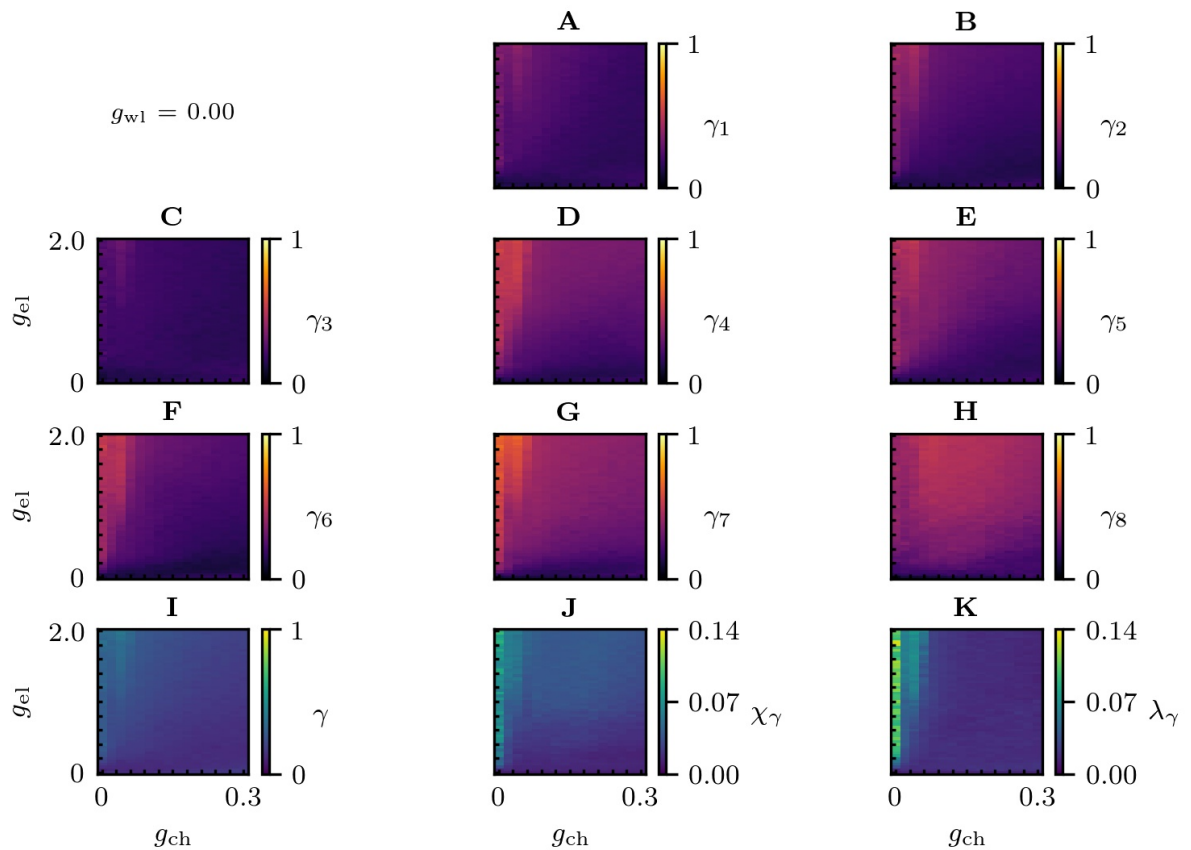


Figure S1. Synchronization parameter scans of the Multilayer-Louvain network. Absence of wireless coupling ($g_{wl} = 0$) for different electrical and chemical couplings: (A) - (H) the level of synchronization for all communities $\gamma_1 - \gamma_6$, (I) - (K) the global level of synchronization of the whole network γ , the chimera-like index χ_γ and the metastability index λ_γ . The system parameters are the same as in figure 6 (A), (B), (C)

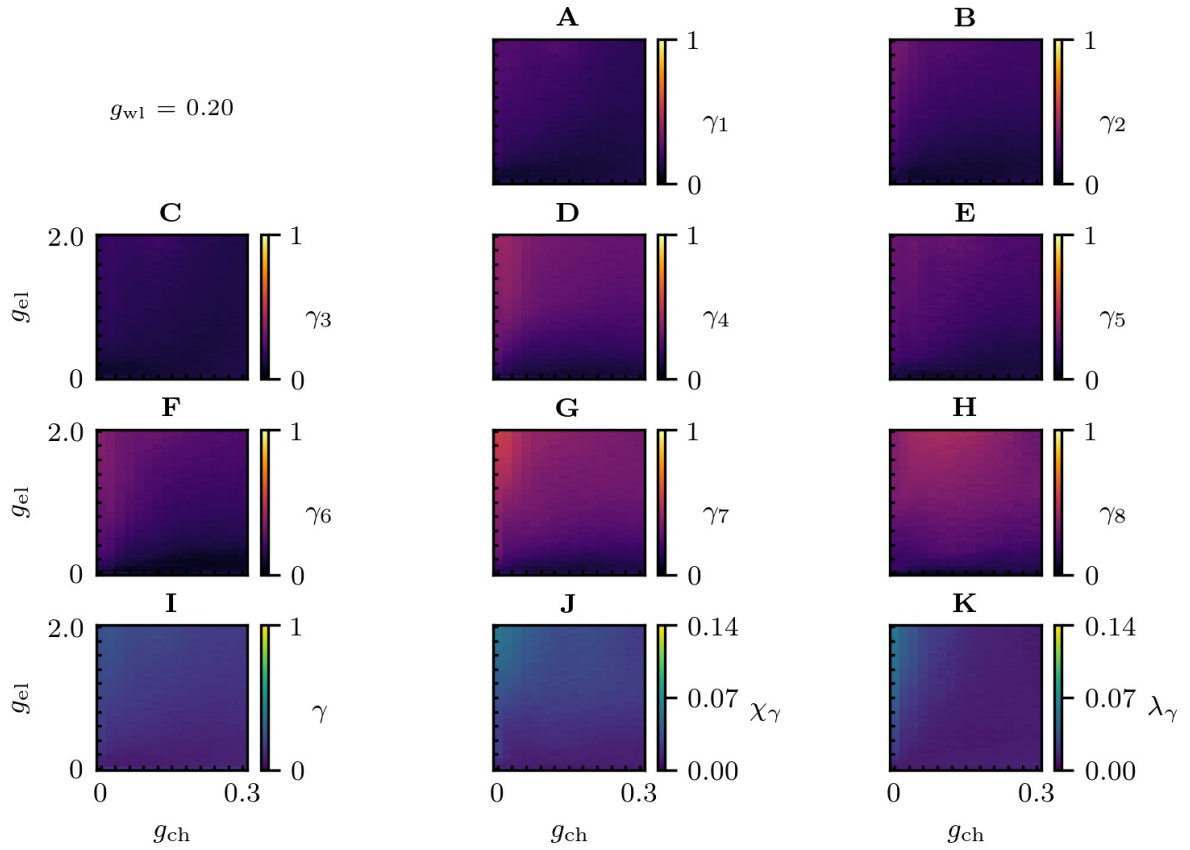


Figure S2. Synchronization parameter scans of the Multilayer-Louvain network. Presence of wireless coupling ($g_{wl} = 0.20$) for different electrical and chemical couplings: (A) - (H) the level of synchronization for all communities $\gamma_1 - \gamma_6$, (I) - (K) the global level of synchronization of the whole network γ , the chimera-like index χ_γ and the metastability index λ_γ . The system parameters are the same as in figure 6 (D), (E), (F)

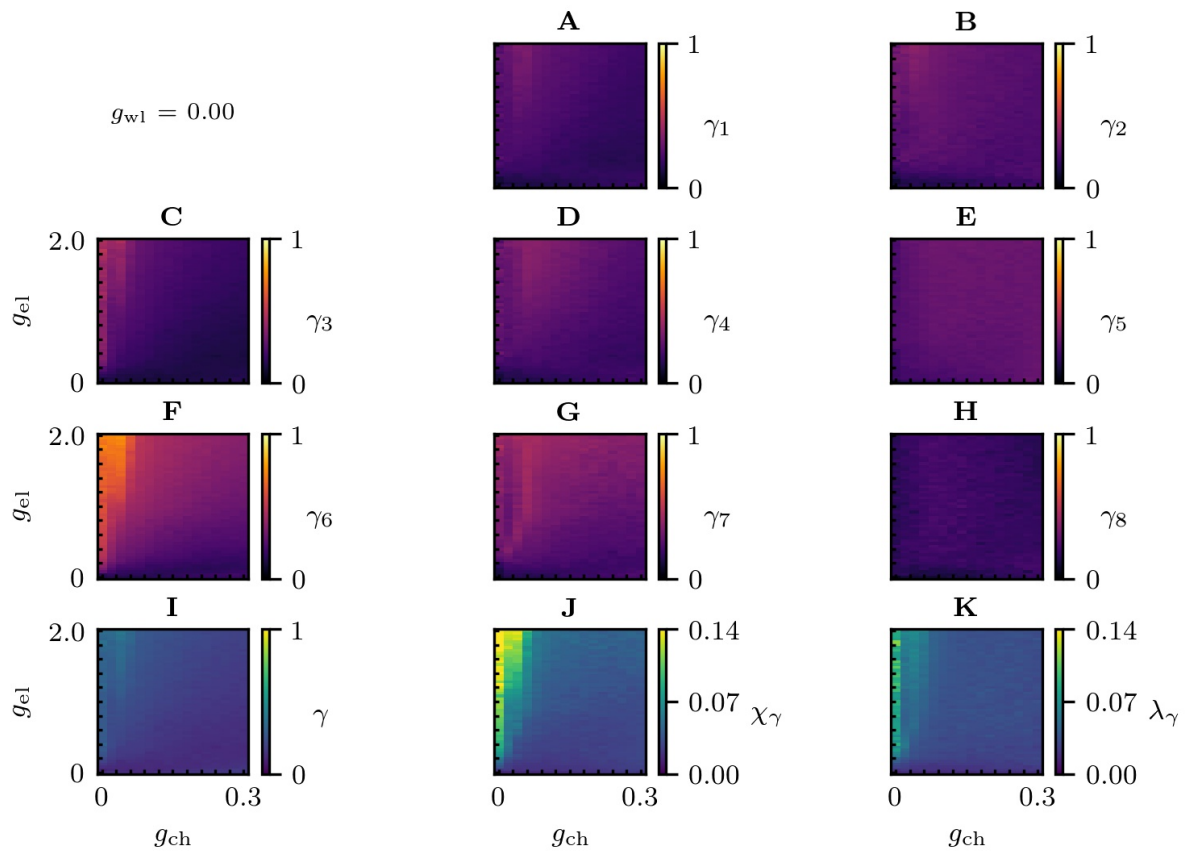


Figure S3. Synchronization parameter scans of the dynamical correlation-based network. Absence of wireless coupling ($g_{wl} = 0$) for different electrical and chemical couplings: (A) - (H) the level of synchronization for all communities $\gamma_1 - \gamma_6$, (I) - (K) the global level of synchronization of the whole network γ , the chimera-like index χ_γ and the metastability index λ_γ . The system parameters are the same as in figure 9 (A), (B), (C)

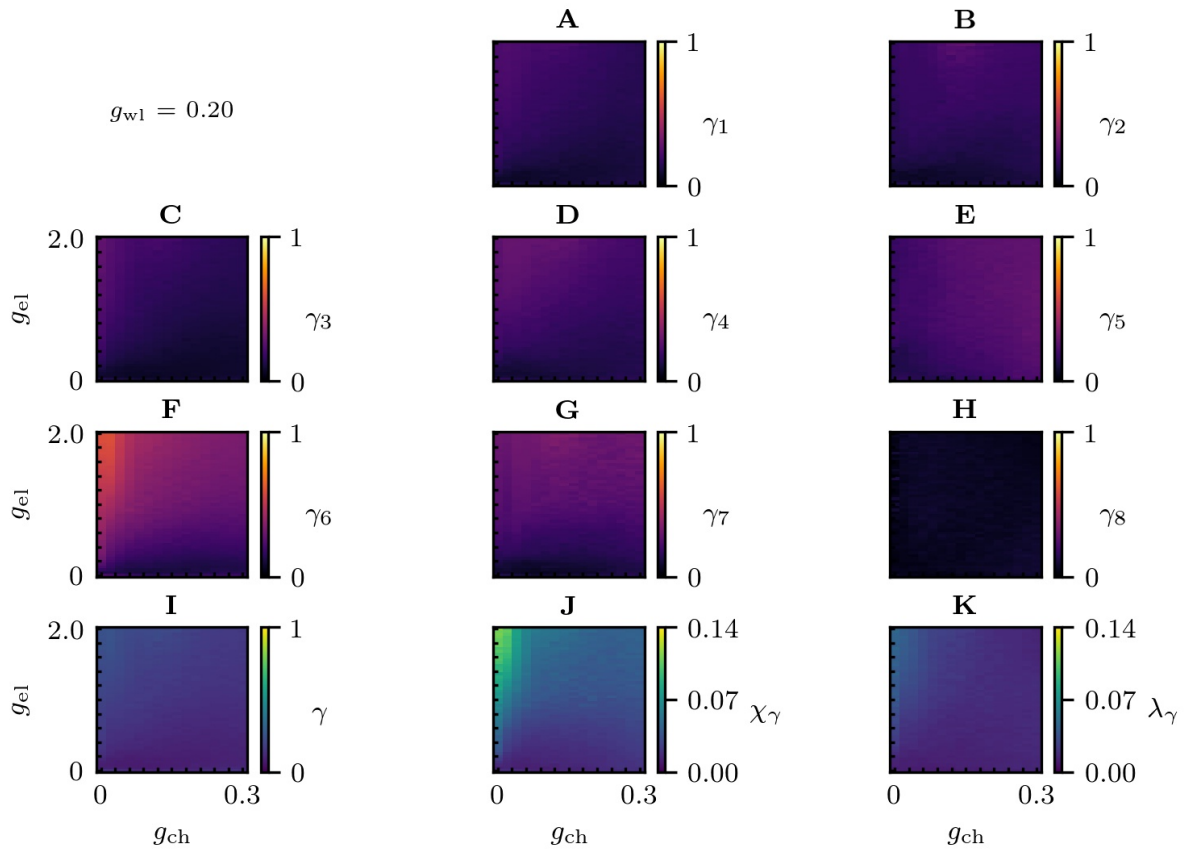


Figure S4. Synchronization parameter scans of the dynamical correlation-based network. Presence of wireless coupling ($g_{wl} = 0.20$) for different electrical and chemical couplings: (A) - (H) the level of synchronization for all communities $\gamma_1 - \gamma_6$, (I) - (K) the global level of synchronization of the whole network γ , the chimera-like index χ_γ and the metastability index λ_γ . The system parameters are the same as in figure 9 (D), (E), (F)

2 NEURON NAMES AND THEIR CHARACTERISTICS

Table S1: Neuron names and their characteristics. EN: Electrical Neuron. CS: Chemical Source. CT: Chemical Target. WS: Wireless Source. WT: Wireless Target. PMLC: Partition “Multilayer-Louvain” Community. PDCBC: Partition “dynamical correlation-based” Community.

	Neuron	Function	EN	CS	CT	WS	WT	PMLC	PDCBC
0	ADAL	Interneuron	1	1	1	0	0	6	1
1	ADAR	Interneuron	1	1	1	0	0	1	1
2	ADEL	Sensory	1	1	1	1	1	2	2
3	ADER	Sensory	1	1	1	1	1	2	3
4	ADFL	Sensory	1	1	1	1	0	1	2
5	ADFR	Sensory	1	1	1	1	0	1	4
6	ADLL	Sensory	1	1	1	0	1	3	1
7	ADLR	Sensory	1	1	1	0	1	3	4
8	AFDL	Sensory	1	1	1	0	1	3	3
9	AFDR	Sensory	1	1	1	0	1	3	3
10	AIAL	Interneuron	1	1	1	0	1	3	2
11	AIAR	Interneuron	1	1	1	0	1	3	2
12	AIBL	Interneuron	1	1	1	0	1	3	3
13	AIBR	Interneuron	1	1	1	0	1	3	3
14	AIML	Interneuron	1	1	1	0	1	8	1
15	AIMR	Interneuron	0	1	1	0	1	3	5
16	AINL	Interneuron	1	1	0	0	0	3	2
17	AINR	Interneuron	1	1	1	0	0	3	2
18	AIYL	Interneuron	1	1	1	0	1	3	1
19	AIYR	Interneuron	1	1	1	0	1	3	3
20	AIZL	Interneuron	1	1	1	0	1	3	4
21	AIZR	Interneuron	1	1	1	0	1	3	4
22	ALA	Interneuron	1	1	1	0	0	6	3
23	ALML	Sensory	1	1	1	0	1	1	3
24	ALMR	Sensory	1	1	1	0	1	2	1
25	ALNL	Sensory	1	1	1	0	1	5	3
26	ALNR	Sensory	0	1	1	0	1	2	5
27	AQR	Sensory	1	1	1	0	0	5	3
28	AS01	Motor	1	1	1	0	1	7	6
29	AS02	Motor	1	1	1	0	1	7	6
30	AS03	Motor	1	1	1	0	1	4	6
31	AS04	Motor	1	1	1	0	1	4	7
32	AS05	Motor	1	1	1	0	1	4	6
33	AS06	Motor	1	1	1	0	1	4	6
34	AS07	Motor	1	0	1	0	1	2	6

Continued on next page

Table S1: Neuron names and their characteristics. EN: Electrical Neuron. CS: Chemical Source. CT: Chemical Target. WS: Wireless Source. WT: Wireless Target. PMLC: Partition “Multilayer-Louvain” Community. PDCBC: Partition “dynamical correlation-based” Community.

	Neuron	Function	EN	CS	CT	WS	WT	PMLC	PDCBC
35	AS08	Motor	1	0	1	0	1	2	6
36	AS09	Motor	1	1	1	0	1	2	6
37	AS10	Motor	1	0	1	0	1	2	6
38	AS11	Motor	1	1	1	0	1	2	7
39	ASEL	Sensory	0	1	1	0	1	3	8
40	ASER	Sensory	0	1	1	0	1	3	8
41	ASGL	Sensory	1	1	1	0	1	3	2
42	ASGR	Sensory	1	1	1	0	1	3	2
43	ASHL	Sensory	1	1	1	0	1	3	4
44	ASHR	Sensory	1	1	1	0	1	1	4
45	ASIL	Sensory	1	1	0	0	1	3	2
46	ASIR	Sensory	1	1	0	0	1	3	2
47	ASJL	Sensory	1	1	1	0	0	3	5
48	ASJR	Sensory	1	1	1	0	0	3	5
49	ASKL	Sensory	1	1	1	0	1	3	4
50	ASKR	Sensory	1	1	1	0	1	3	4
51	AUAL	Sensory	1	1	1	0	1	1	2
52	AUAR	Sensory	1	1	1	0	1	1	2
53	AVAL	Interneuron	1	1	1	0	0	2	6
54	AVAR	Interneuron	1	1	1	0	0	2	6
55	AVBL	Interneuron	1	1	1	0	1	6	6
56	AVBR	Interneuron	1	1	1	0	1	6	6
57	AVDL	Interneuron	1	1	1	0	0	2	3
58	AVDR	Interneuron	1	1	1	0	0	2	3
59	AVEL	Interneuron	1	1	1	0	0	1	3
60	AVER	Interneuron	1	1	1	0	0	1	3
61	AVFL	Interneuron	1	1	1	0	1	8	4
62	AVFR	Interneuron	1	1	1	0	1	8	4
63	AVG	Interneuron	1	1	1	0	0	8	1
64	AVHL	Interneuron	1	1	1	0	1	8	4
65	AVHR	Interneuron	1	1	1	0	1	8	4
66	AVJL	Interneuron	1	1	1	0	1	2	6
67	AVJR	Interneuron	1	1	1	0	1	2	6
68	AVKL	Interneuron	1	1	1	0	0	5	3
69	AVKR	Interneuron	1	1	1	0	0	5	3
70	AVL	Motor	1	1	1	0	1	5	3
71	AVM	Sensory	1	1	1	0	1	6	3

Continued on next page

Table S1: Neuron names and their characteristics. EN: Electrical Neuron. CS: Chemical Source. CT: Chemical Target. WS: Wireless Source. WT: Wireless Target. PMLC: Partition “Multilayer-Louvain” Community. PDCBC: Partition “dynamical correlation-based” Community.

	Neuron	Function	EN	CS	CT	WS	WT	PMLC	PDCBC
72	AWAL	Sensory	1	1	1	0	0	3	2
73	AWAR	Sensory	1	1	1	0	0	3	2
74	AWBL	Sensory	1	1	1	0	1	1	2
75	AWBR	Sensory	1	1	1	0	1	1	4
76	AWCL	Sensory	0	1	1	0	1	3	8
77	AWCR	Sensory	0	1	1	0	1	3	8
78	BAGL	Sensory	1	1	1	0	1	1	3
79	BAGR	Sensory	1	1	1	0	1	1	3
80	BDUL	Interneuron	0	1	1	0	1	2	2
81	BDUR	Interneuron	0	1	1	0	1	2	2
82	CEPDL	Sensory	1	1	1	1	1	1	3
83	CEPDR	Sensory	1	1	1	1	1	1	3
84	CEPVL	Sensory	1	1	1	1	1	1	3
85	CEPVR	Sensory	1	1	1	1	1	1	3
86	DA01	Motor	1	1	1	0	1	7	6
87	DA02	Motor	1	1	1	0	1	7	6
88	DA03	Motor	1	1	1	0	1	4	6
89	DA04	Motor	1	1	1	0	1	4	6
90	DA05	Motor	1	1	1	0	1	4	6
91	DA06	Motor	1	1	1	0	1	2	6
92	DA07	Motor	1	0	1	0	1	2	6
93	DA08	Motor	1	0	1	0	1	2	6
94	DA09	Motor	1	1	1	0	1	2	6
95	DB01	Motor	1	1	1	0	1	7	6
96	DB02	Motor	1	1	1	0	1	4	6
97	DB03	Motor	1	1	1	0	1	4	6
98	DB04	Motor	1	1	1	0	1	4	6
99	DB05	Motor	1	0	1	0	1	2	6
100	DB06	Motor	1	0	1	0	1	2	6
101	DB07	Motor	1	1	1	0	1	2	6
102	DD01	Motor	1	1	1	0	1	7	3
103	DD02	Motor	1	1	1	0	1	4	3
104	DD03	Motor	1	0	1	0	1	4	3
105	DD04	Motor	1	0	1	0	1	4	3
106	DD05	Motor	1	1	1	0	1	6	3
107	DD06	Motor	0	0	1	0	1	2	1
108	DVA	Interneuron	1	1	1	0	1	5	6

Continued on next page

Table S1: Neuron names and their characteristics. EN: Electrical Neuron. CS: Chemical Source. CT: Chemical Target. WS: Wireless Source. WT: Wireless Target. PMLC: Partition “Multilayer-Louvain” Community. PDCBC: Partition “dynamical correlation-based” Community.

	Neuron	Function	EN	CS	CT	WS	WT	PMLC	PDCBC
109	DVB	Motor	1	1	0	0	0	2	6
110	DVC	Interneuron	1	1	1	0	1	5	3
111	FLPL	Sensory	1	1	1	0	1	2	3
112	FLPR	Sensory	1	1	1	0	1	2	3
113	HSNL	Motor	1	1	1	1	1	3	2
114	HSNR	Motor	1	1	1	1	1	3	2
115	IL1DL	Sensory	1	1	1	0	1	1	1
116	IL1DR	Sensory	1	1	1	0	1	1	1
117	IL1L	Sensory	1	1	1	0	1	1	4
118	IL1R	Sensory	1	1	1	0	1	1	4
119	IL1VL	Sensory	1	1	1	0	1	1	4
120	IL1VR	Sensory	1	1	1	0	1	1	4
121	IL2DL	Sensory	0	1	0	0	1	1	5
122	IL2DR	Sensory	0	1	0	0	1	1	5
123	IL2L	Sensory	1	1	1	0	1	1	4
124	IL2R	Sensory	1	1	1	0	1	1	4
125	IL2VL	Sensory	0	1	1	0	1	1	5
126	IL2VR	Sensory	0	1	1	0	1	1	5
127	LUAL	Interneuron	1	1	1	0	1	2	6
128	LUAR	Interneuron	1	1	1	0	1	2	7
129	OLLL	Sensory	1	1	1	0	1	1	1
130	OLLR	Sensory	1	1	1	0	1	1	1
131	OLQDL	Sensory	1	1	1	0	1	1	3
132	OLQDR	Sensory	1	1	1	0	1	1	3
133	OLQVL	Sensory	1	1	1	0	1	1	3
134	OLQVR	Sensory	1	1	1	0	1	1	3
135	PDA	Motor	1	1	1	0	1	2	7
136	PDB	Motor	1	1	1	0	0	2	7
137	PDEL	Sensory	1	1	1	1	1	5	3
138	PDER	Sensory	1	1	1	1	1	5	3
139	PHAL	Sensory	1	1	1	0	1	8	3
140	PHAR	Sensory	1	1	1	0	1	8	3
141	PHBL	Sensory	1	1	1	0	1	2	1
142	PHBR	Sensory	1	1	1	0	1	2	1
143	PHCL	Sensory	1	1	1	0	1	2	6
144	PHCR	Sensory	1	1	0	0	1	2	6
145	PLML	Sensory	1	1	0	0	1	2	6

Continued on next page

Table S1: Neuron names and their characteristics. EN: Electrical Neuron. CS: Chemical Source. CT: Chemical Target. WS: Wireless Source. WT: Wireless Target. PMLC: Partition “Multilayer-Louvain” Community. PDCBC: Partition “dynamical correlation-based” Community.

	Neuron	Function	EN	CS	CT	WS	WT	PMLC	PDCBC
146	PLMR	Sensory	1	1	1	0	1	5	6
147	PLNL	Interneuron	0	1	1	0	1	3	5
148	PLNR	Interneuron	0	1	0	0	1	3	5
149	PQR	Sensory	1	1	1	0	1	2	3
150	PVCL	Sensory	1	1	1	0	1	2	6
151	PVCR	Sensory	1	1	1	0	1	2	6
152	PVDL	Interneuron	0	1	1	0	1	2	5
153	PVDR	Interneuron	0	1	0	0	1	2	5
154	PVM	Sensory	1	1	1	0	0	5	3
155	PVNL	Interneuron	1	1	1	0	0	2	7
156	PVNR	Interneuron	1	1	1	0	0	2	2
157	PVPL	Interneuron	1	1	1	0	0	5	3
158	PVPR	Interneuron	1	1	1	0	0	5	3
159	PVQL	Interneuron	1	1	1	0	1	3	4
160	PVQR	Interneuron	1	1	1	0	1	3	1
161	PVR	Interneuron	1	1	1	0	0	5	6
162	PVT	Interneuron	1	1	1	0	1	5	3
163	PVWL	Interneuron	1	1	1	0	0	2	6
164	PVWR	Interneuron	1	1	1	0	0	2	7
165	RIAL	Interneuron	0	1	1	0	1	1	3
166	RIAR	Interneuron	0	1	1	0	1	1	1
167	RIBL	Interneuron	1	1	1	0	1	1	3
168	RIBR	Interneuron	1	1	1	0	1	1	3
169	RICL	Interneuron	1	1	1	1	1	1	1
170	RICR	Interneuron	1	1	1	1	1	1	1
171	RID	Interneuron	1	1	1	0	1	6	6
172	RIFL	Interneuron	1	1	1	0	0	6	3
173	RIFR	Interneuron	1	1	1	0	0	6	1
174	RIGL	Interneuron	1	1	1	0	0	1	3
175	RIGR	Interneuron	1	1	1	0	0	1	3
176	RIH	Interneuron	1	1	1	0	0	1	3
177	RIML	Motor	1	1	1	1	1	3	3
178	RIMR	Motor	1	1	1	1	1	3	3
179	RIPL	Interneuron	1	1	1	0	0	1	4
180	RIPR	Interneuron	1	1	1	0	0	1	4
181	RIR	Interneuron	1	1	1	0	0	1	3
182	RIS	Interneuron	1	1	1	0	1	1	3

Continued on next page

Table S1: Neuron names and their characteristics. EN: Electrical Neuron. CS: Chemical Source. CT: Chemical Target. WS: Wireless Source. WT: Wireless Target. PMLC: Partition “Multilayer-Louvain” Community. PDCBC: Partition “dynamical correlation-based” Community.

	Neuron	Function	EN	CS	CT	WS	WT	PMLC	PDCBC
183	RIVL	Interneuron	1	1	1	0	0	1	7
184	RIVR	Interneuron	1	1	1	0	0	1	7
185	RMDDL	Motor	1	1	1	0	1	1	3
186	RMDDR	Motor	1	1	1	0	1	1	3
187	RMDL	Motor	1	1	1	0	1	1	3
188	RMDR	Motor	1	1	1	0	1	1	3
189	RMDVL	Motor	1	1	1	0	1	1	3
190	RMDVR	Motor	1	1	1	0	1	1	3
191	RMED	Motor	1	1	1	0	1	1	1
192	RMEL	Motor	1	0	1	0	1	1	1
193	RMER	Motor	1	0	1	0	1	1	1
194	RMEV	Motor	1	1	1	0	1	1	1
195	RMFL	Motor	1	1	1	0	1	5	3
196	RMFR	Motor	0	1	1	0	1	5	4
197	RMGL	Interneuron	1	1	1	0	0	1	4
198	RMGR	Interneuron	1	1	1	0	0	1	4
199	RMHL	Motor	1	1	1	0	1	1	4
200	RMHR	Motor	1	1	1	0	1	1	4
201	SAADL	Interneuron	1	1	1	0	0	3	3
202	SAADR	Interneuron	1	1	1	0	0	3	3
203	SAAVL	Interneuron	1	1	1	0	0	3	3
204	SAAVR	Interneuron	1	1	1	0	0	2	3
205	SABD	Interneuron	1	1	1	0	1	7	6
206	SABVL	Interneuron	1	0	1	0	1	2	6
207	SABVR	Interneuron	1	0	1	0	1	7	6
208	SDQL	Interneuron	1	1	1	0	1	2	3
209	SDQR	Interneuron	1	1	0	0	1	6	6
210	SIADL	Interneuron	1	0	1	0	1	1	3
211	SIADR	Interneuron	1	0	1	0	1	1	3
212	SI AVL	Interneuron	1	0	1	0	1	1	7
213	SI AVR	Interneuron	1	0	1	0	1	1	7
214	SIBDL	Interneuron	1	0	1	0	1	1	7
215	SIBDR	Interneuron	1	0	1	0	1	1	3
216	SIBVL	Interneuron	1	0	1	0	1	6	6
217	SIBVR	Interneuron	1	0	1	0	1	1	3
218	SMBDL	Motor	1	1	1	0	0	5	3
219	SMBDR	Motor	1	1	1	0	0	5	3

Continued on next page

Table S1: Neuron names and their characteristics. EN: Electrical Neuron. CS: Chemical Source. CT: Chemical Target. WS: Wireless Source. WT: Wireless Target. PMLC: Partition “Multilayer-Louvain” Community. PDCBC: Partition “dynamical correlation-based” Community.

	Neuron	Function	EN	CS	CT	WS	WT	PMLC	PDCBC
220	SMBVL	Motor	1	1	1	0	0	3	3
221	SMBVR	Motor	1	1	1	0	0	3	3
222	SMDDL	Motor	1	1	1	0	1	1	3
223	SMDDR	Motor	1	1	1	0	1	1	3
224	SMDVL	Motor	1	1	1	0	1	1	3
225	SMDVR	Motor	1	1	1	0	1	1	3
226	URADL	Motor	0	1	1	0	0	1	8
227	URADR	Motor	0	1	1	0	0	1	5
228	URAVL	Motor	0	1	1	0	0	1	5
229	URAVR	Motor	0	1	1	0	0	1	5
230	URBL	Sensory	1	1	1	0	0	1	3
231	URBR	Sensory	1	1	1	0	0	1	3
232	URXL	Sensory	1	1	1	0	0	1	4
233	URXR	Sensory	1	1	1	0	0	1	4
234	URYDL	Sensory	1	1	1	0	1	1	6
235	URYDR	Sensory	1	1	1	0	1	1	6
236	URYVL	Sensory	1	1	1	0	1	1	6
237	URYVR	Sensory	1	1	1	0	1	1	6
238	VA01	Motor	1	1	1	0	1	7	6
239	VA02	Motor	1	1	1	0	1	7	6
240	VA03	Motor	1	1	1	0	1	7	6
241	VA04	Motor	1	1	1	0	1	4	6
242	VA05	Motor	1	1	1	0	1	4	6
243	VA06	Motor	1	1	1	0	1	4	6
244	VA07	Motor	1	1	1	0	1	4	6
245	VA08	Motor	1	1	1	0	1	2	6
246	VA09	Motor	1	1	1	0	1	6	6
247	VA10	Motor	1	0	1	0	1	2	6
248	VA11	Motor	1	1	1	0	1	2	6
249	VA12	Motor	1	1	1	0	1	2	6
250	VB01	Motor	1	1	1	0	1	7	6
251	VB02	Motor	1	1	1	0	1	7	6
252	VB03	Motor	1	1	1	0	1	4	6
253	VB04	Motor	1	1	1	0	1	4	6
254	VB05	Motor	1	1	1	0	1	4	6
255	VB06	Motor	1	1	1	0	1	4	6
256	VB07	Motor	1	1	1	0	1	6	6

Continued on next page

Table S1: Neuron names and their characteristics. EN: Electrical Neuron. CS: Chemical Source. CT: Chemical Target. WS: Wireless Source. WT: Wireless Target. PMLC: Partition “Multilayer-Louvain” Community. PDCBC: Partition “dynamical correlation-based” Community.

	Neuron	Function	EN	CS	CT	WS	WT	PMLC	PDCBC
257	VB08	Motor	1	1	1	0	1	6	6
258	VB09	Motor	1	1	1	0	1	6	6
259	VB10	Motor	1	1	1	0	1	2	6
260	VB11	Motor	1	1	1	0	1	2	6
261	VC01	Motor	1	1	1	0	0	4	1
262	VC02	Motor	1	1	1	0	0	4	4
263	VC03	Motor	1	1	1	0	0	4	4
264	VC04	Motor	1	1	1	0	0	4	4
265	VC05	Motor	1	1	1	0	0	4	4
266	VD01	Motor	1	1	1	0	1	7	3
267	VD02	Motor	1	1	1	0	1	7	3
268	VD03	Motor	1	1	1	0	1	4	3
269	VD04	Motor	1	0	1	0	1	4	3
270	VD05	Motor	1	1	1	0	1	4	3
271	VD06	Motor	1	1	1	0	1	4	3
272	VD07	Motor	1	0	1	0	1	4	7
273	VD08	Motor	1	1	1	0	1	2	7
274	VD09	Motor	1	0	1	0	1	6	3
275	VD10	Motor	1	1	1	0	1	6	3
276	VD11	Motor	0	1	1	0	1	2	8
277	VD12	Motor	0	1	1	0	1	2	1
278	VD13	Motor	1	1	1	0	1	2	3