

Title	Regulator of G-Protein Signalling 4 (RGS4) negatively modulates nociceptin/orphanin FQ opioid receptor signalling: Implication for L-Dopa-induced dyskinesia
Authors	Pisanò, Clarissa A.;Mercatelli, Daniela;Mazzocchi, Martina;Brugnoli, Alberto;Morella, Ilaria;Fasano, Stefania;Zaveri, Nurulain T.;Brambilla, Riccardo;O'Keeffe, Gerard W.;Neubig, Richard R.;Morari, Michele
Publication date	2021-11-12
Original Citation	Pisanò, C.A., Mercatelli, D., Mazzocchi, M., Brugnoli, A., Morella, I., Fasano, S., Zaveri, N.T., Brambilla, R., O'Keeffe, G.W., Neubig, R.R. and Morari, M. (2023) 'Regulator of G#Protein Signalling 4 (Rgs4) negatively modulates nociceptin/orphanin FQ opioid receptor signalling: Implication for l #Dopa#induced dyskinesia', British Journal of Pharmacology, 180(7), pp. 927–942. Available at: <a href="https://doi.org/10.1111/bph.15730">https://doi.org/10.1111/bph.15730</a>
Type of publication	Article (peer-reviewed)
Link to publisher's version	<a href="https://doi.org/10.1111/bph.15730">https://doi.org/10.1111/bph.15730</a>
Rights	© 2021 The Authors. British Journal of Pharmacology published by John Wiley & Sons Ltd on behalf of British Pharmacological Society. This is an open access article under the terms of the Creative Commons Attribution-Non Commercial License, which permits use, distribution and reproduction in any medium, provided the original work is properly cited and is not used for commercial purposes - <a href="https://creativecommons.org/licenses/by-nc/4.0/">https://creativecommons.org/licenses/by-nc/4.0/</a>
Download date	2024-10-13 10:32:10
Item downloaded from	<a href="https://hdl.handle.net/10468/15867">https://hdl.handle.net/10468/15867</a>



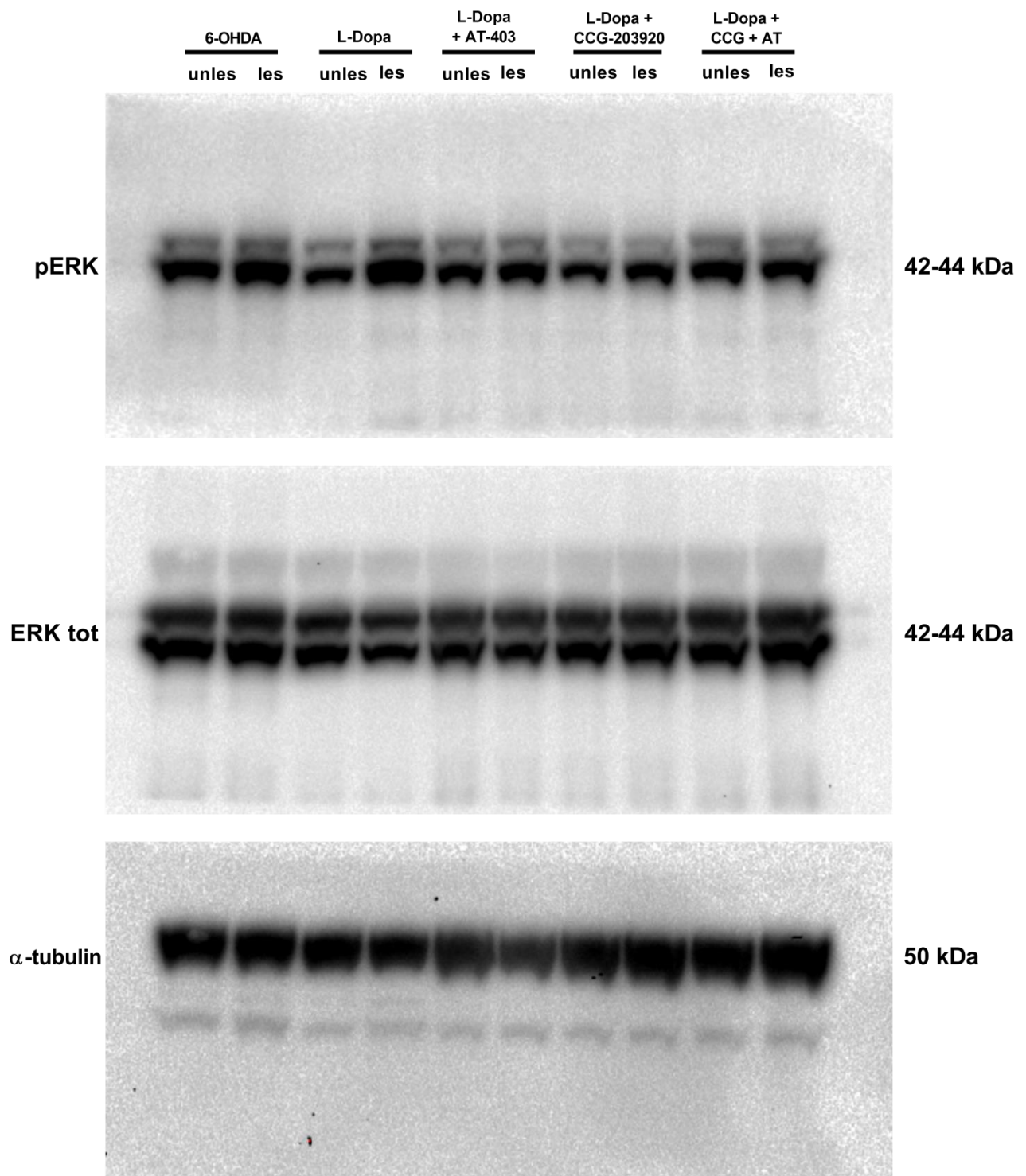
# UCC

**University College Cork, Ireland**  
Coláiste na hOllscoile Corcaigh

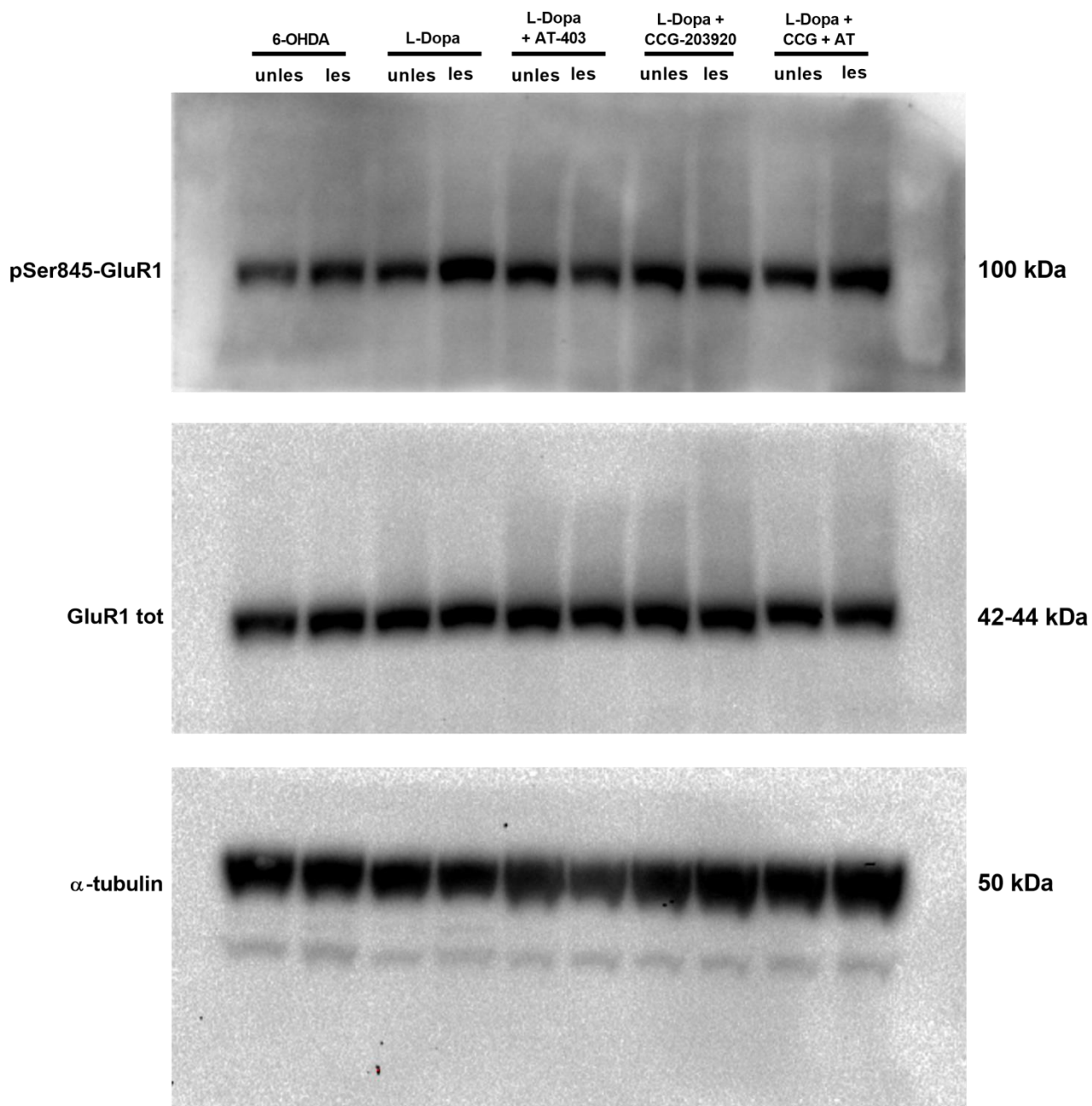
**RGS4 negatively modulates Nociceptin/Orphanin FQ opioid receptor signaling: implication for L-Dopa induced dyskinesia.**

<sup>1</sup>Pisanò CA, <sup>1</sup>Mercatelli D, <sup>2</sup>Mazzocchi M, <sup>1</sup>Brugnoli A, <sup>3</sup>Morella I, <sup>3</sup>Fasano S, <sup>5</sup>Zaveri NT, <sup>3</sup>Brambilla R, <sup>2</sup>O’Keeffe GW, <sup>4</sup>Neubig RR, <sup>1</sup>Morari M.

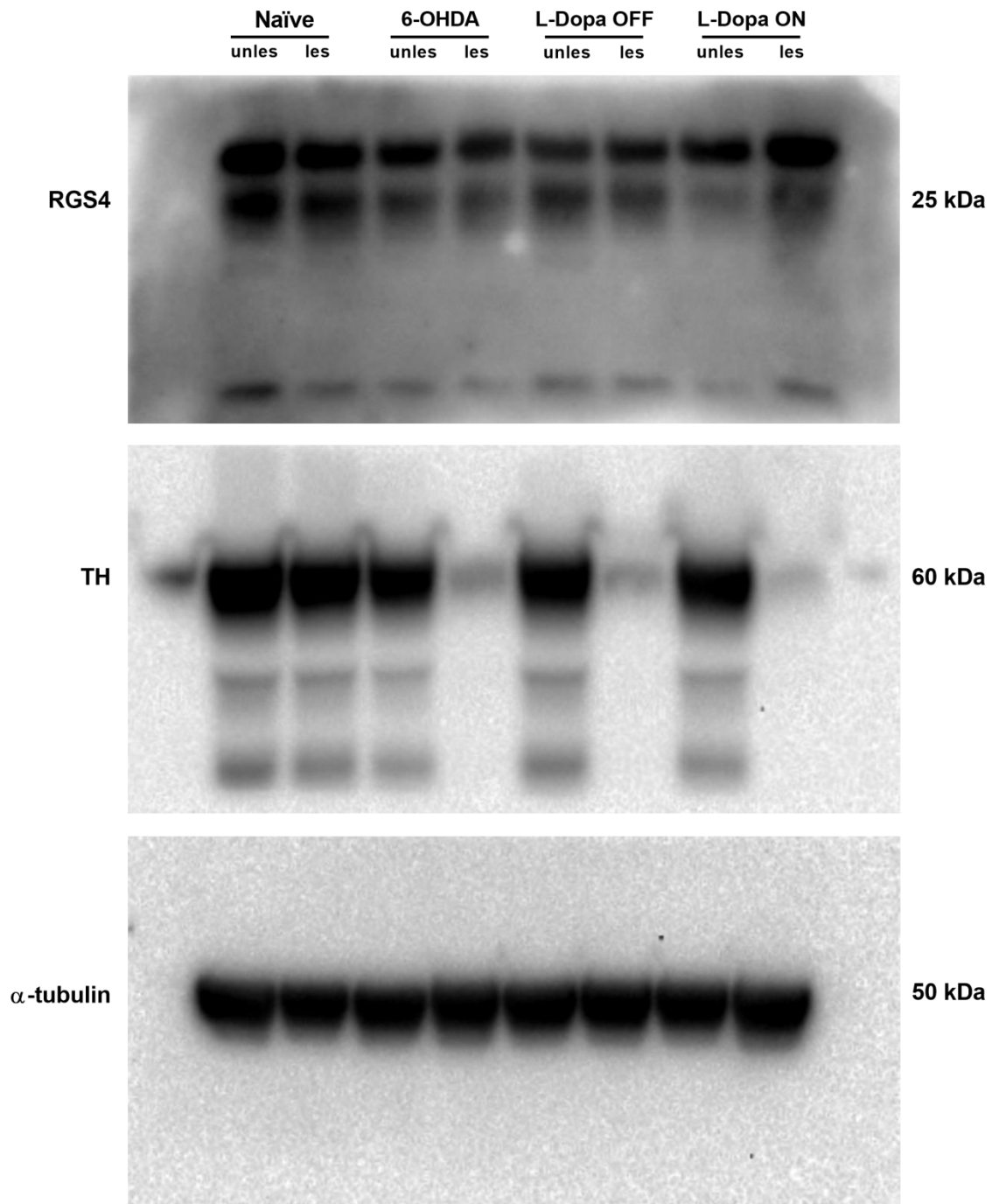
**Full-length blots**



**Full-length blot images of Figure 6 (with minimal contrast adjustment).** Bands areas were cropped, processed in accordance with the guidelines, and used for the figure.



**Full-length blot images of Figure 7 (with minimal contrast adjustment).** Bands areas were cropped, processed in accordance with the guidelines, and used for the figure.



**Full-length blot images of Fig 8 (with minimal contrast adjustment).** Bands areas were cropped, processed in accordance with the guidelines, and used for the figure.