

Title	Collaborating with students: Reflections on UCC Library co-creating learning experiences
Authors	Chen, Stephanie
Publication date	2022-11-17
Original Citation	Chen, S. (2022) 'Collaborating with Students: Reflections on UCC Library Co-Creating Learning Experiences', CONUL Teaching & Learning Committee Annual Seminar 2022, Dublin, Ireland, 17 Nov.
Type of publication	Conference item
Link to publisher's version	https://conul.ie/annual-seminar-2022/
Download date	2025-04-18 01:04:26
Item downloaded from	https://hdl.handle.net/10468/13871



UCC


University College Cork, Ireland
 Coláiste na hOllscoile Corcaigh



Collaborating with Students

Reflections on UCC Library Co-Creating
Learning Experiences

Stephanie Chen, Digital Learning Specialist, UCC Library



University College Cork

2020/21 Academic Year

- Total Undergraduates: 14,559
- Total Postgraduates: 5,959
- Total Visiting: 212
- ACE (Adult Continuing Education) Professional: 1,795

Overall total: 22,337

UCC Library's [Digital Information Literacy programme](#) supports the goals of [UCC's Academic Strategy](#).





Library Learning Resources on Canvas

UCC Library launched its Library Learning Resources course on Canvas at the start of the 2020 academic year.

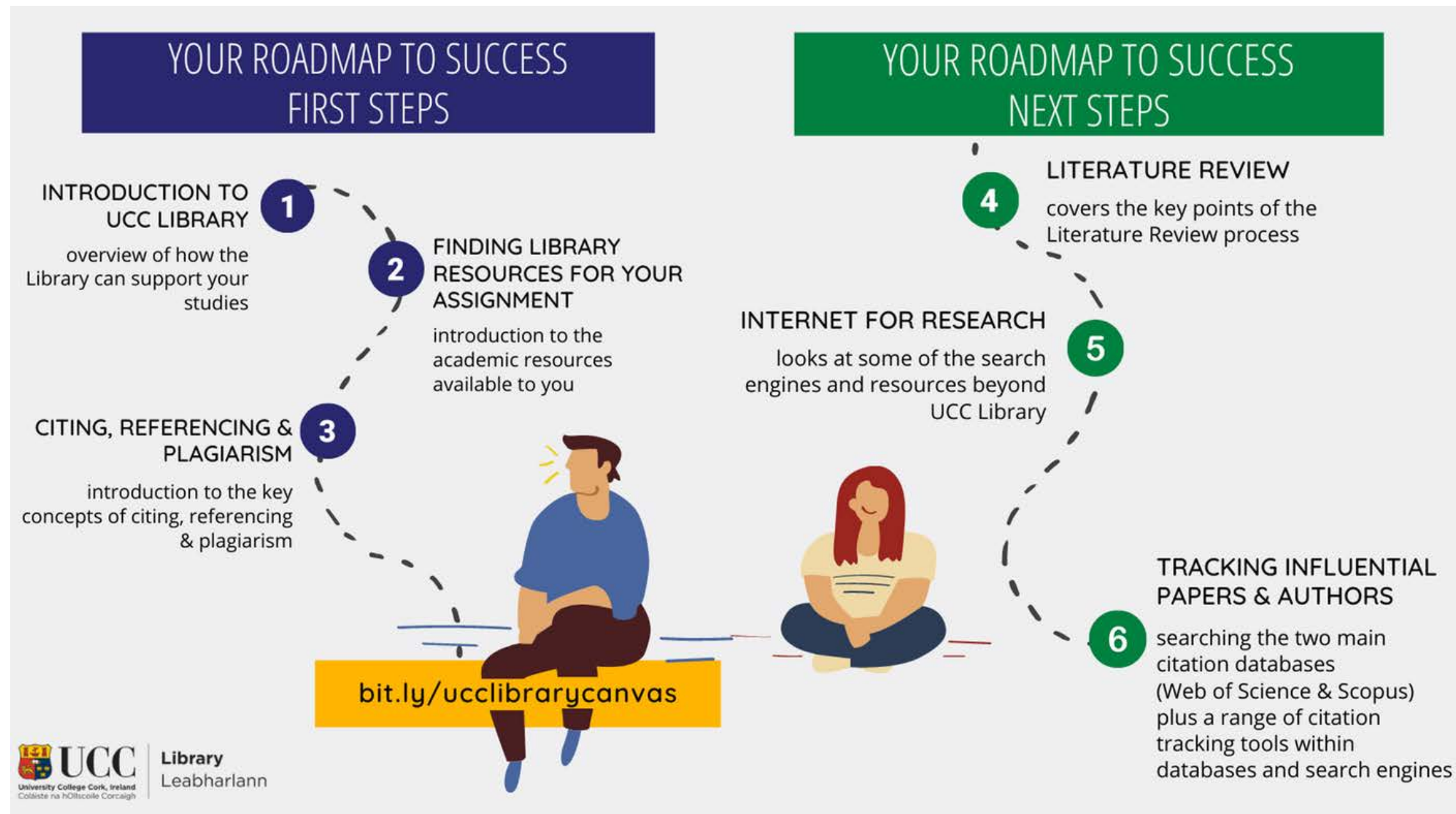
Initial course was developed by Claire O'Brien and Catherine Clehane (Library Learning & Teaching Team).

Canvas Modules

Course consists of seven, self-directed interdisciplinary modules.

Offer teaching to all UCC students on information searching and Library resources.

Also includes specialist content from Special Collections & Archives and Research Services.



Learning, Teaching & Assessment Enhancement Fund 2021

University College Cork's Office of the Vice-President for Learning & Teaching provided funding for projects under UCC's [Learning, Teaching & Assessment Enhancement Fund 2021](#).

The Fund offered grants of up to a maximum of €2,000.

Purpose: provide opportunities for developmental activities which enhance teaching, learning and assessment and support [UCC's Academic Strategy 2018-22](#) and [UCC 2022: Delivering a Connected University](#).

Project Application

01

TITLE

Assessing Information Literacy: student-centred assessment design

PROJECT AIMS

Improve the Library's Canvas course by:

02

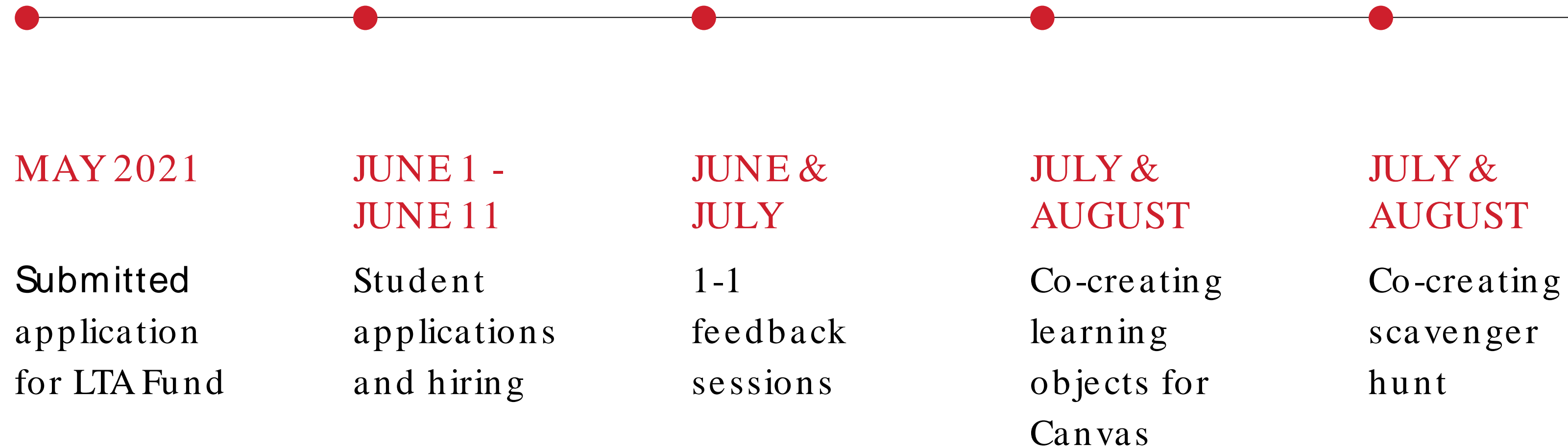
- Gathering feedback from students
 - Implementing improvements based on feedback
 - Collaborating with students in designing assessments for modules, including a Library scavenger hunt
 - Enriching module content through student co-creation of material, including interactive learning objects
-

03

EXPECTED OUTCOMES

- A refined Library Canvas course
- Interactive assessments and learning objects using LibWizard, a learning tutorial tool the Library is subscribed to
- An app-based scavenger hunt on Actionbound

Timeline



Hiring Students

Six students were employed.

These students were undergraduates, postgraduates, mature students, students registered with the University's Disability Support Service, and international students.

The students provided 1-1 feedback and partnered with the Library in co-creating material.

The majority of funding was used to pay for these students.



Sincere thanks to the following
students for partnering with
the Library to provide feedback
and create content:

Ankita Bag, David Power,
Kaylie Streit, Lisa O'Donovan,
Ruairi O'Gallchoir, and
Yong Yu Tan.



Library Staff Involved

John Rooney, Senior Library Assistant, Special Collections & Archives

Lisa O'Leary, Library Assistant, Collection Development & Management

Michelle Rumley, Library Assistant, Library Services Desk

Neilus Casey, Senior Library Assistant, Library Services Desk

Stephanie Chen, Digital Learning Specialist

Students and staff were added to a Microsoft Teams channel.

Students and staff decided their own working arrangements - most of the work was done remotely.

Canvas Course Before

Home



These self-directed Canvas modules provided by UCC Library offer teaching to all UCC students on information searching and the Library resources.

Check out this short video which explains what is covered by this course, and how to navigate it:



[Transcript for Welcome to Library Learning Resources](#)

If you are new to UCC, start with the top three modules (below) to learn about UCC Library and how to access and search for resources. And when you are ready to advance your searching skills, take the next steps.



Introduction to UCC Library



Finding Library Resources for Your Assignments



Citing, Referencing & Plagiarism



Literature Review



Internet for Research



Tracking Influential Papers & Authors



Referencing Software



Introduction to Special Collections & Archives



Research Data Management



The FAIR Principles



Library Videos & Tutorials

[Contact Information](#) [Keep Up to Date](#)

UCC Library
University College Cork
Cork Ireland T12 ND89
Tel: +353 (21) 490-2292
Email: library@ucc.ie

Finding Library Resources for Your Assignments: Preface

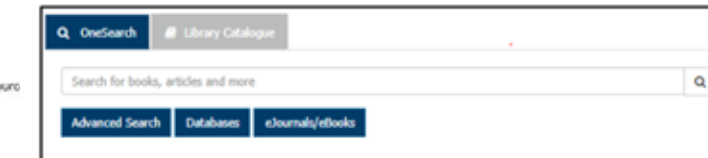


Finding Library Resources for Your Assignments



This is an introduction to the resources available to you from UCC Library.

In this module we are concentrating on finding academic resources, as you will be expected to use these in your assignments. We will find many of these important resources through the Library website. The search box at the top of the [Library website](#) gives you access to the range of different academic resources:



n.b. Off-campus Access to Library Resources

When you try to access the Library's online resources from off-campus you will get this log-in screen, asking for your UCC IT details.



UCC Students: Your username is your student email address (studentnumber@umail.ucc.ie) and your password is your Student IT password.

UCC Staff: Your username is your @ucc.ie email address and your password is your email password

By the end of the module you should:

- Be familiar with how to search the library catalogue
- Be able to find a journal article online
- Know how to access and use ebooks
- Be familiar with some basic search tips and understand how they influence search results
- Understand how to search a library database
- Understand what OneSearch is and how to perform an effective search in it

[Supporting Materials / Links](#) [Resources](#)

The [library website](#) has lots of information to help you - in particular there is [Learn the Basics section](#), which will give you a lot of practical information, for example how to find a book on the shelves, how to use the self-service borrowing and return, and how to place a request for a book.

[Quick Tour of UCC Library Website](#)



Finding Library Resources for Your Assignments | Module Navigation

[Preface](#) | [Section 1: Searching the Library Catalogue](#) | [Section 2: Finding a Journal Article Online](#) |

[Section 3: Finding eBooks](#) | [Section 4: Some Search Tips](#) | [Section 5: Searching a Library database](#) |

[Section 6: Searching OneSearch](#) | [Test your knowledge](#) | [Conclusion](#)

Selection of feedback

Students allotted 2 hours to review Canvas Course

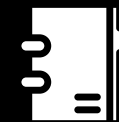
- Home page
- 2 modules: 1 assigned, 1 of their choice

Met with Library staff partner to give feedback.



HOME PAGE

- more context behind modules
- slow loading images which don't provide meaning
- some difficulty in finding the appropriate module



MODULES

- include emojis or more visuals
- stronger headings or increase spacing to help readability
- bring learning objectives to top
- more opportunities to test learning



OVERALL THOUGHTS

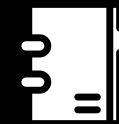
- videos are clear and easy to understand
- would recommend to others
- content is useful and relevant
- most said they would use the course at the start of the year for specific purposes

Changes made



HOMEPAGE

- removed images and replaced with accordion
 - under each module is information about what is covered and the learning objectives
-



MODULES

- added in emojis for learning objectives , checks for understanding 📖 , did you know tips ⚠️
 - adjusted spacing and headings
 - all learning objectives are now at the top
 - interactive learning opportunities through H5P
-

Canvas Course

After



These self-directed Canvas modules provided by UCC Library offer teaching to all UCC students on information searching and the Library resources.

If you are new to UCC, start with the top three modules (below) to learn about UCC Library and how to access and search for resources. And when you are ready to advance your searching skills, take the next steps. Click on the yellow plus icon for more information about each module ([direct link to roadmap graphic](#)).



Below is a list of each module in this course. Click on the name of the module to reveal information on what each module covers and the learning objectives for that module. You can then click the link to access that particular module ([direct link to list of modules](#)).

- > Introduction to UCC Library
- > Finding Library Resources for Your Assignments
- > Citing, Referencing & Plagiarism
- > Literature Review
- > Internet for Research
- > Tracking Influential Papers & Authors
- > Referencing Software
- > Specialist Content - Introduction to Special Collections & Archives
- > Specialist Content - Research Data Management
- > Specialist Content - The FAIR Principles

Looking for short videos and tutorials to help you find your way around UCC Library and Resources? Check out our [Library Videos and Tutorials page](#).

[Contact Information](#) [Keep Up to Date](#) [Acknowledgements](#)

UCC Library
University College Cork
Cork Ireland T12 ND89
Tel: +353 (21) 490-2292
Email: library@ucc.ie

Finding Library Resources for Your Assignments:
Preface



This is an introduction to the resources available to you from UCC Library.

By the end of the module you should:

- Be familiar with how to search the library catalogue
- Be able to find a journal article online
- Know how to access and use eBooks
- Be familiar with some basic search tips and understand how they influence search results
- Understand how to search a library database
- Understand what OneSearch is and how to perform an effective search in it

In this module we are concentrating on finding academic resources, as you will be expected to use these in your assignments.

We will find many of these important resources through the [Library website](#). The search box at the top of the Library website gives you access to these different online resources. Click the plus icon in the below image to learn more about each function of the Library search box.



Access to Library Resources

When you try to access the Library's online resources from both on and off-campus you will get this log-in screen, asking for your UCC IT details. For more information, click the plus icon in the below image.



[Supporting Materials / Links](#) [Resources](#)

The [library website](#) has lots of information to help you - in particular there is [Learn the Basics section](#), which will give you a lot of practical information, for example how to find a book on the shelves, how to use the self-service borrowing and return, and how to place a request for a book.

Quick tour of the Library's website
([direct link to video on YouTube \(Links to an external site\)](#))



Finding Library Resources for Your Assignments | Module Navigation

[Preface](#) | [Section 1: Searching the Library Catalogue](#) | [Section 2: Finding a Journal Article Online](#) |

[Section 3: Finding eBooks](#) | [Section 4: Some Search Tips](#) | [Section 5: Searching a Library database](#) |

[Section 6: Searching OneSearch](#) | [Test your knowledge](#) | [Conclusion](#)



Co-creation of learning objects

Initially, was going to use H5P and Lib Wizard.

Decided to focus on just H5P due to time constraints and less of a learning curve for H5P.

Collaborative word document to keep track of work.

Suggestions of objects to create but students were also allowed to create objects they thought would be useful.

If students had questions or needed help, could consult with their Library staff partner.

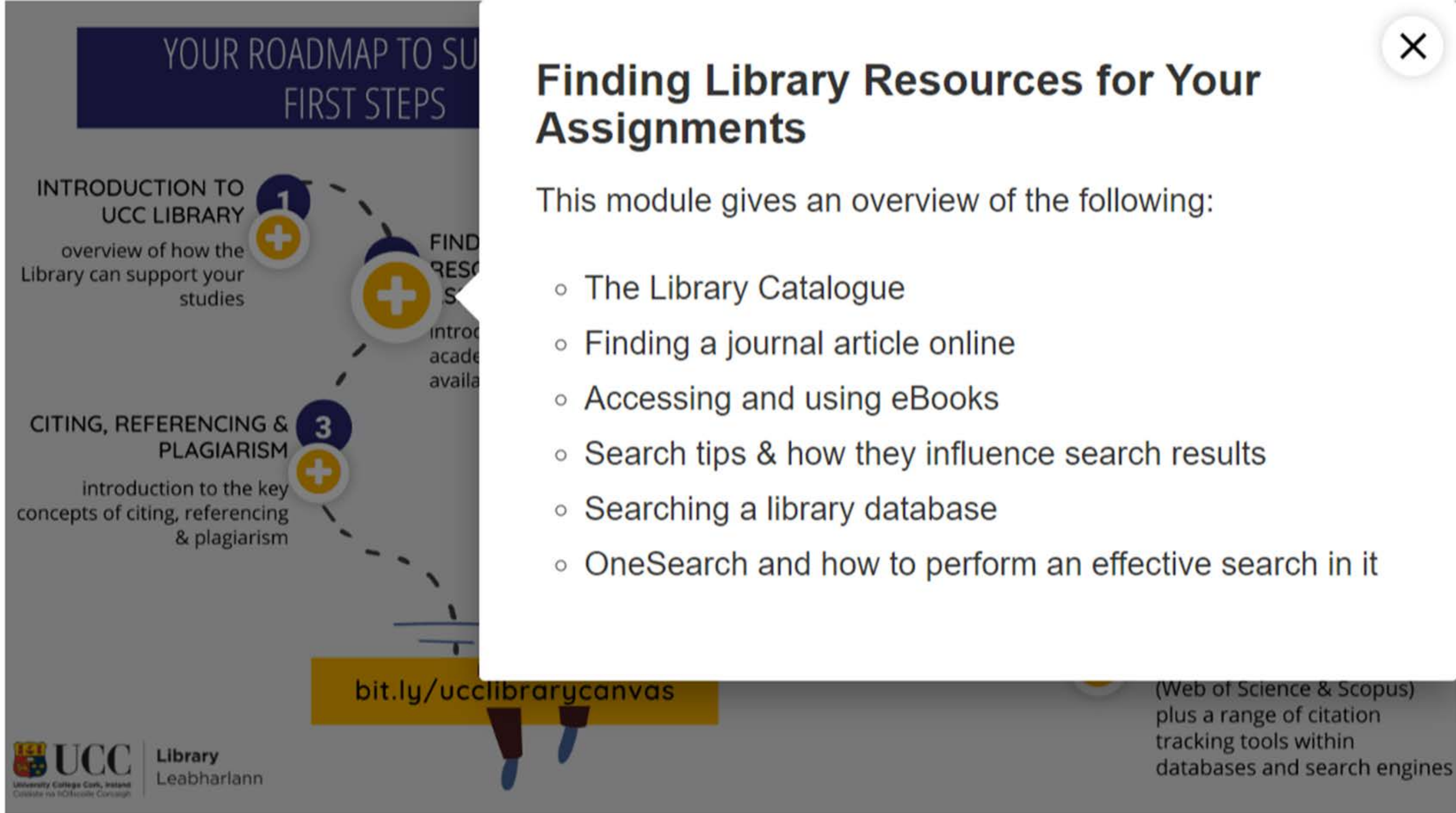
H5P

H5P is an abbreviation for HTML5 Package, and aims to make it easy for everyone to create, share and reuse interactive HTML5 content

Examples of objects created

- Image hotspots
- Accordions
- Presentations
- Variety of questions
- Plagiarism branching scenario
- Learning objective checklists

Image hotspots



YOUR ROADMAP TO SUCCESS: YOUR FIRST STEPS

1 INTRODUCTION TO UCC LIBRARY
overview of how the Library can support your studies

2 FINDING RESOURCES
introduction to academic resources available

3 CITING, REFERENCING & PLAGIARISM
introduction to the key concepts of citing, referencing & plagiarism

bit.ly/ucclibrarycanvas

UCC University College Cork, Ireland
Leabharlann

Finding Library Resources for Your Assignments

This module gives an overview of the following:

- The Library Catalogue
- Finding a journal article online
- Accessing and using eBooks
- Search tips & how they influence search results
- Searching a library database
- OneSearch and how to perform an effective search in it (Web of Science & Scopus) plus a range of citation tracking tools within databases and search engines

Accordions

∨ Introduction to UCC Library

[Introduction to UCC Library](#) is an overview of how the Library can support your studies.

It looks at

- Access to Library buildings & books
- Online Resources - ebooks, ejournals, databases
- Information, teaching & support available to you

> Finding Library Resources for Your Assignments

> Citing, Referencing & Plagiarism

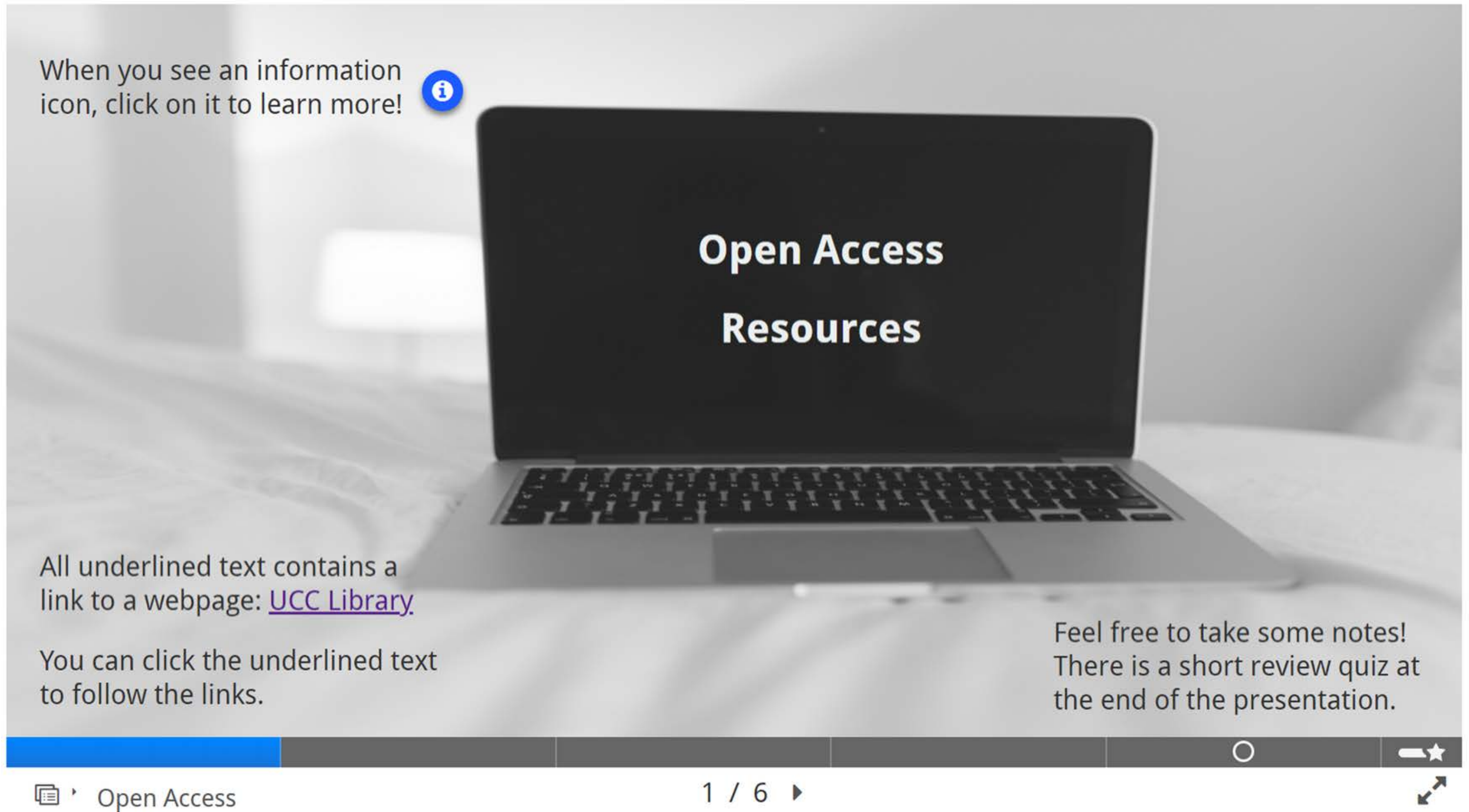
> Literature Review


> Internet for Research

> Tracking Influential Papers & Authors

> Referencing Software

Interactive presentations



When you see an information icon, click on it to learn more! 

Open Access Resources


All underlined text contains a link to a webpage: [UCC Library](#)

You can click the underlined text to follow the links.

Feel free to take some notes!
There is a short review quiz at the end of the presentation.

Open Access 1 / 6

Variety of questions

 Check your understanding with the below quiz. See if you can identify which of the statements are common knowledge, and which would need citations.


45% of students surveyed would recommend organic food to others.

Common knowledge - does not need a citation

Not common knowledge - does need a citation

 Check



 Check your understanding with the below True/False question.

An eBook can only be accessed through the eJournals and eBooks portal.

True

False

Variety of questions

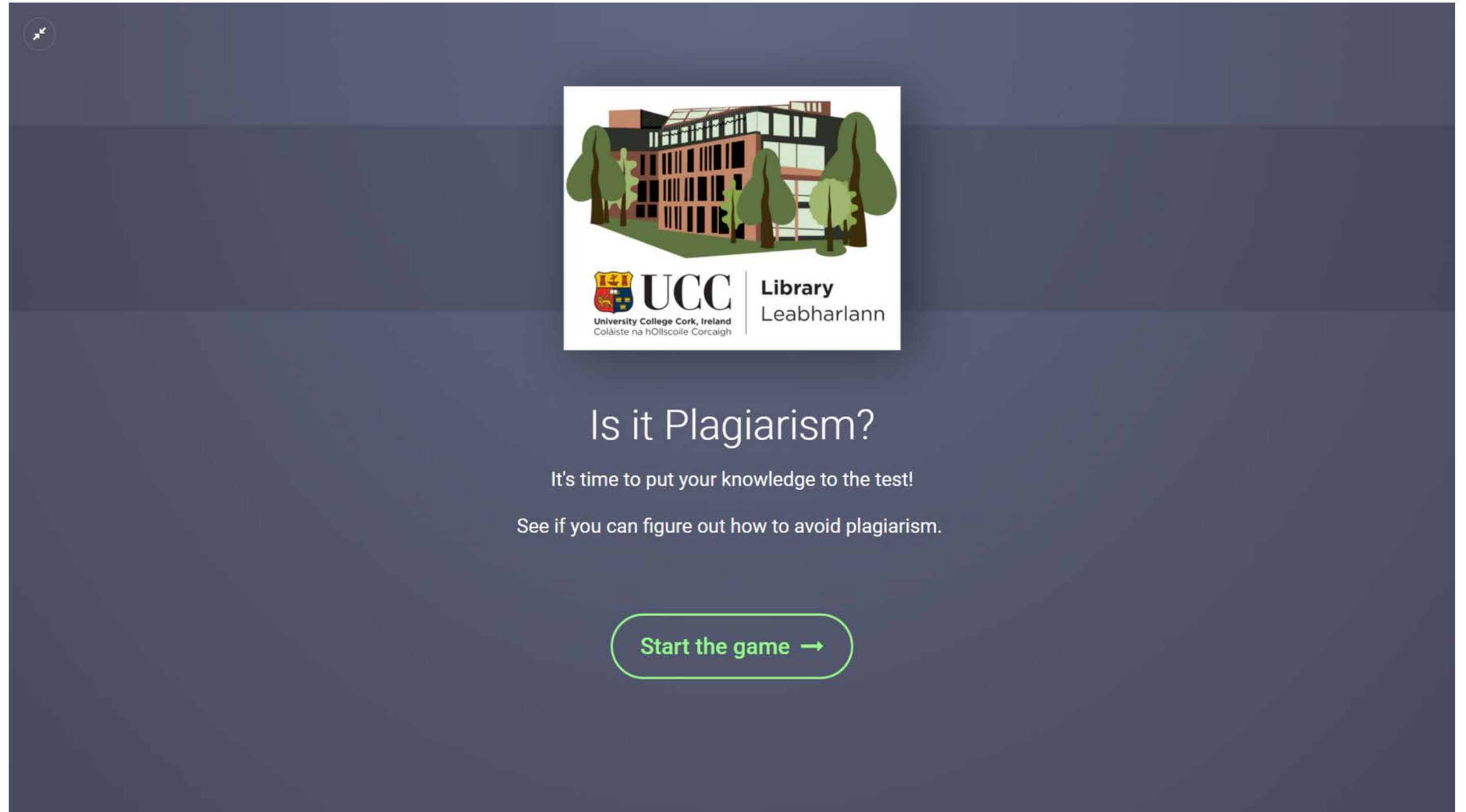
 Check your understanding with the below exercise.

Identify the main concepts in a research question - read the 3 example research questions below and click on the words you think are the main concepts.

1. How is morality presented in children's fairytales?
2. How does education influence views on climate change?
3. How do cats show sensitivity to human cues and emotions?

 Submit

Branching scenario



The screenshot shows a dark blue interface for a branching scenario game. At the top center is a white box containing an illustration of a modern building with trees, the UCC logo (University College Cork, Ireland / Coláiste na hOllscoile Corcaigh), and the text 'Library Leabharlann'. Below this, the title 'Is it Plagiarism?' is displayed in white. Underneath the title are two lines of text: 'It's time to put your knowledge to the test!' and 'See if you can figure out how to avoid plagiarism.' At the bottom center is a green button with the text 'Start the game →'.

Library
Leabharlann

Is it Plagiarism?

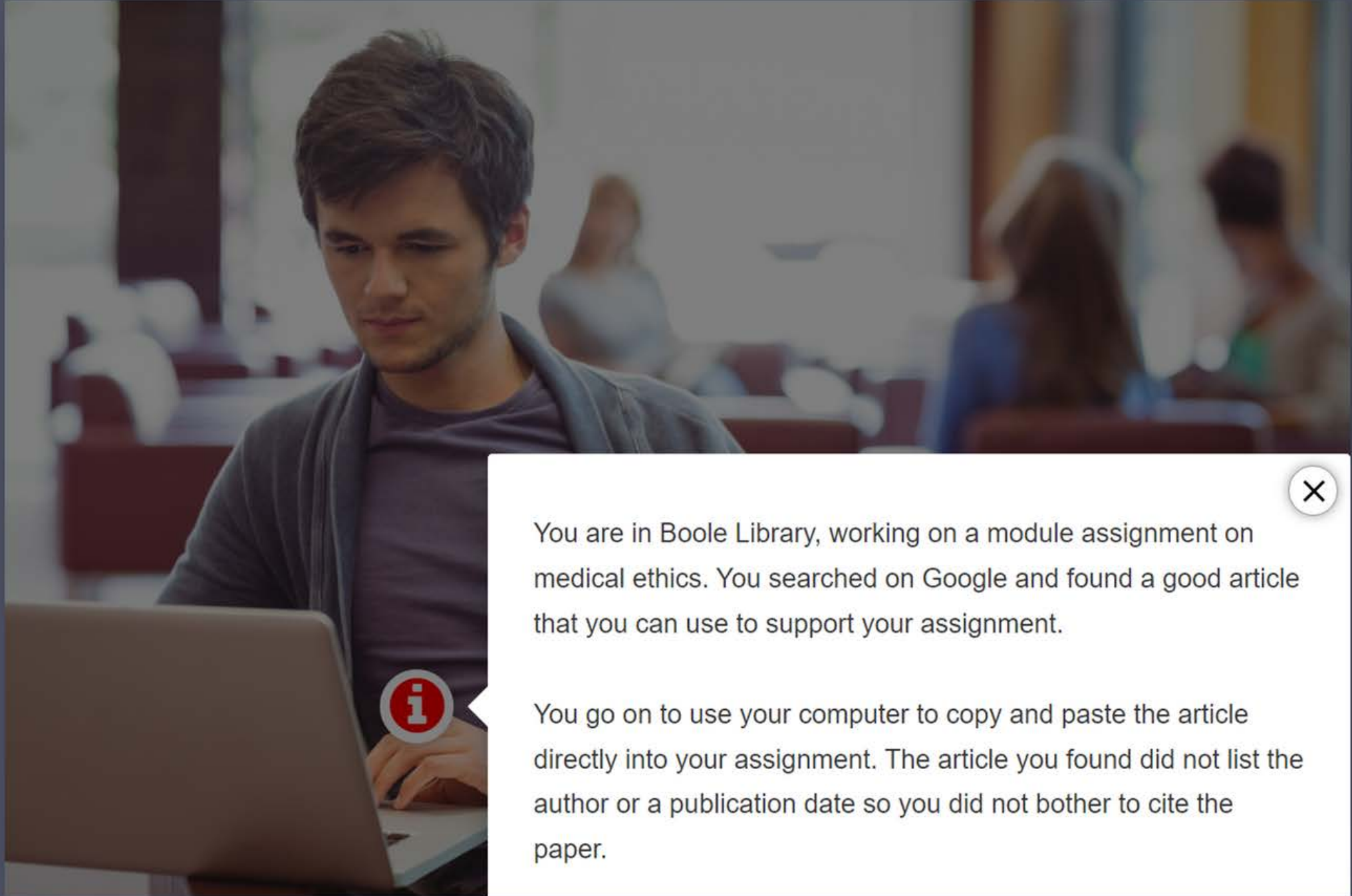
It's time to put your knowledge to the test!
See if you can figure out how to avoid plagiarism.

Start the game →

Branching scenario

✦ Is it Plagiarism?

« Back Proceed »



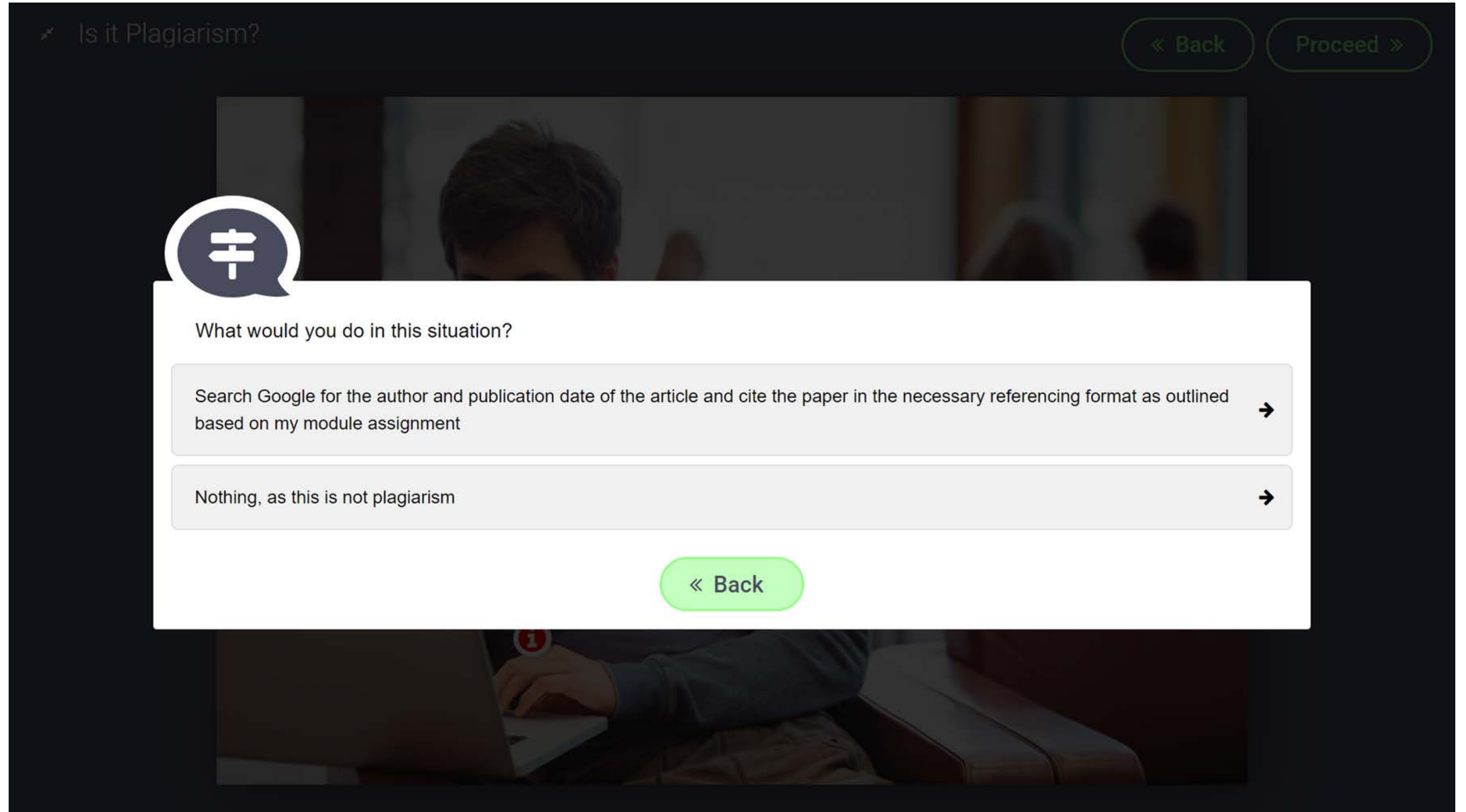
✕

You are in Boole Library, working on a module assignment on medical ethics. You searched on Google and found a good article that you can use to support your assignment.

You go on to use your computer to copy and paste the article directly into your assignment. The article you found did not list the author or a publication date so you did not bother to cite the paper.

Branching scenario

✕ Is it Plagiarism? « Back Proceed »



What would you do in this situation?

Search Google for the author and publication date of the article and cite the paper in the necessary referencing format as outlined based on my module assignment →

Nothing, as this is not plagiarism →

« Back

Learning checklists

Check your learning - have you achieved the following learning objectives for this module?

Be familiar with how to search the library catalogue

Be able to find a journal article online

Know how to access and use ebooks

Be familiar with some basic search tips and understand how they influence search results

Understand how to search a library database

Understand what OneSearch is and how to perform an effective search in it

Submit

Embedded H5P Objects

Co-creation of scavenger hunt

Goal was to create two scavenger hunts: one for main Boole Library and one for Boston Scientific Health Sciences Library.

Collaborative word document to keep track of work.

Suggestions of content to create but students were also allowed to create content they thought would be useful.

If students had questions or needed help, could consult with their Library staff partner.



Actionbound

Actionbound is an app for playing digitally interactive scavenger hunts to lead the learner on a path of discovery. The multimedia based hunts are called 'Bounds'.

Examples of content created

- Information
- Find spot
- Quiz
- Mission


To play


Download the Actionbound app for free in Apple App Store or Google Play store.

Scan the QR code with the Actionbound app.


A UCC Library - Boole Library
Scavenger Hunt
by UCCLibrary


★★★★☆




 **UCC** | Library
University College Cork, Ireland | Leabharlann
Coláiste na hOllscoile Corcaigh


You are a detective and you have been hired by a group of students to uncover the best way to find information and get through their studies with ease. You'll be putting together a dossier of information about UCC Library. This one will contain information on Boole Library. Sincere thanks to the following students for partnering with the Library in creating content and reviewing this scavenger hunt: Ankita Bag, David Power, Kaylie Streit, Lisa O'Donovan, Ruairi O'Gallchoir, and Yong Yu Tan. UCC Library would like to acknowledge the students for their hard work and participation in a summer project between June and September 2021. This project was made possible from funding from the Learning, Teaching & Assessment (LTA) Enhancement Fund from UCC's Office of the Vice-President for Learning & Teaching.


 Create Bound Challenge


 Start guide





Scan this Code with the [Actionbound App](#) to start the Bound.


 **Educational, Fun, Quiz**


 approx. 35 minutes

 Singleplayer Bound

 7 information

 14 quizzes

 3 missions


 1 location

Information

i Information ⏏ ⏪ ⏩ ⏴ ⏵ ⏶ ⏷

You are a detective and you have been hired by a group of students to uncover the best way to find information and get through their studies with ease. You'll be putting together a dossier of information about UCC Library. This one will contain information on Boole Library.

We recommend you have a look at the [Introduction to UCC Library module](#) in [UCC Library's Canvas course](#) before playing.




Actionbound

Find spot

Find spot

The first part of your search to uncover the secrets to successful studies leads you to where your access to knowledge and information lies.

Check in just **outside** the doors of this place.




Actionbound

Points
50

Coordinate
51.893082, -8.491217

Show map with current position and target instead of directional arrow.

Don't show reward and failure icons



© OpenStreetMap

Quiz

? Quiz



You've arrived on Q+3.

As you walk clockwise around the space, you make a note of what you can find on this floor.

Select all the appropriate options (there are 3 correct answers).



Actionbound

Points
100

Mode: Multiple choice

- Arts & Humanities books and journals
- Assistive Technology Unit (Disability Support Services)
- Laptop Loans
- Multimedia Area
- Official Publications and Business & Social Sciences books and journals
- Print & Copy Room (with hard copy exam papers)
- Quad Reading Room (Fishbowl)
- Research Skills Training Room
- Science, Engineering & Food Science books and journals
- Self-issue Machines
- Special Collections & Archives
- The Creative Zone
- The Energy Pod
- The Law Library
- The Library & IT Services Desk
- The Library Studio
- The Skills Centre
- The VR Digital Environment Lounge

Attempts
3

Penalty for incorrect answer
10

Hints

- If you need help, check out the directional signage by the elevators or have a look at the Q+3 floor plan at https://libguides.ucc.ie/floor_maps/Qplus3

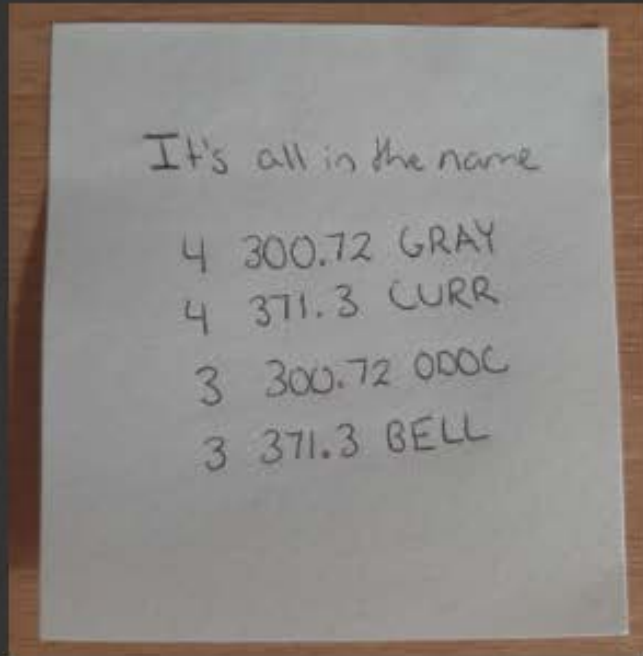
Show solution if answered incorrectly

Quiz

Quiz

This next task can be difficult but see if you can solve it! There are 6 hints available - the first hint is below (if you need it!)

As you walk around 0+2, you find the below note (see picture):



Can you figure out the code and enter the hidden message into the box?

Actionbound

Points
100

Mode: Solution input

- Correct answer
(The study skills handbook)
- Solution
The code is The study skills handbook.

Attempts
6

Penalty for incorrect answer
10

Hints

- The numbers (300.72 GRAY, 371.3 CURR, 300.72 ODOC, 371.3 BELL) are call numbers for books. These numbers can be found on the spine of a book. Can you find the first book, either on the shelf or using the Library catalogue - 300.72 GRAY? What is the title of this book? Once you figure out the title, how do you think the number 4 relates to the code?
- The title of the first book (300.72 GRAY) is "Doing research in the real world." The 4th word in the title is THE. That must be the first word in the code! Now see if you can figure out the other words in the code by following the same steps (finding the book based on the call number on the shelf or using the Library catalogue, checking the title, and seeing what word you need from the title).
- 371.3 CURR is the call number for the book "Developing and applying study skills: writing assignments, dissertations and management reports." What is the 4th word in this title? This is the 2nd word in the code. See if you can figure out the rest of the code.
- 300.72 ODOC is the call number for the book "Internet research skills: how to do your literature search and find research information online." What is the 3rd word in this title? This is the 3rd word in the code. See if you can figure out the rest of the code.
- 371.3 BELL is the call number for the book "Active learning handbook: for the multiple intelligences classroom." What is the 3rd word in this title? This is the final word in the code. Put all the words together - what do you get?

Show solution if answered incorrectly

Quiz

? Quiz

Points
100

Mode: Multiple choice

- ✘ 371.3 STUDY
- ✘ 300ish COTT
- ✘ COTT 371.3
- ✔ 371.3 COTT

Correct answer required to continue


Hints

- › Do a search for *The study skills handbook* in the Library catalogue. What does it say under the 'Call #' column?

Exactly! The Library catalogue can tell us more information about what *The Study Skills Handbook* is!

You have a look around Q+2 and see there is an open access catalogue computer.

Do a search on the Library catalogue for *The study skills handbook*. What is the call number of the book?




Actionbound

Mission

! Mission

According to the Library catalogue, there are copies available on 0+2, right where you are! Now that you have the location (0+2) and call number (371.3 C0TT), let's find the book.

This looks like the perfect resource for students in their studies! Take a picture of *The study skills handbook* to submit as evidence.



Type of solution
Upload picture from camera

The image shows a mobile application interface for a 'Mission'. At the top, there is a blue header with the title 'Mission' and a set of navigation icons (edit, play, share, up, down, delete). The main content area is a white rounded rectangle with a black border, containing two paragraphs of text and a logo. The logo features a yellow speech bubble with an exclamation mark, the word 'MISSION' in red, a line-art illustration of a hand holding a smartphone with a camera icon on the screen, and the words 'TAKE A PHOTO' in red. Below the logo is the 'actionbound' logo in a grey script font. To the right of the main content area, there is a section titled 'Type of solution' with a camera icon and the text 'Upload picture from camera'.

Promotion



Pssst have you heard of our Scavenger Hunt? 🕵️
Weekly until November 26th, enter your @UCC email at the end & you'll be included in our draw for a UCC Library #ToteBag 🛍️ or a #reusable water bottle 🍷 or a reusable cup ☕. Download @actionbound app & scan the QR code to begin 📱



Feedback

“ ...it was great fun and a fantastic way to become familiar with the library and its services

...but only four plays

A photograph of a modern building with a red brick walkway and a concrete wall. The building has a dark, textured facade with several windows. The walkway is made of red bricks and leads towards the building. The sky is blue.

Use of technology

LibWizard

- Ended up not using it
- Student access to Lib Wizard
- Learning curve involved

H5P

- Feedback from those involved: easy and fun to use
- Felt students took more ownership with it
- Quick and easy to create interactive objects

Actionbound

- Felt it needed a bit more coaxing to get students to create content
- Required more initiative or imagination, less obvious what to do with it
- Feedback from those involved: easy to use

Project feedback

“ Do it at your own pace Quick reply from supervisor Able to provide some form of benefit to the library and also contribute to ucc students

“ There was so much encouragement. I felt my opinion really matters and work i did would help future students

“ I enjoyed creating learning objects and developing the scavenger hunt. I like to experiment with creating different learning objects for myself and other students and this project gave that interest a larger purpose to aid other students as they learn about how to use the library. I also found the scavenger hunt fun to work on. It was a welcome challenge to make information about using the library fun to engage with and learn.

“ I enjoyed learning new software and skills, while also improving on my research skills and creativity.

“ Making interactive quizzes and presentation.

“ Working with the library team

Project feedback

- “ Longer hours per person would be nice? “
- “ would have liked more hours work and more consistent working hours. “
- “ disliked the development of the shared documents to track which learning objects were being created by whom. It started out as a good resource and became less and less used and therefore less and less useful over time. It is definitely helpful to have a running list of what is or is not completed, but a new format or different form of accountability for it to be filled in should be considered for future projects. “

Project feedback

“ A great experience, and I felt as if I learned a great deal - thanks for having me!

“ The team did very well, a credit to everyone who worked on the project, there were great ideas and the guidance and support system was very effective, really looking forward to seeing the final form of the project.

“ I genuinely enjoyed working on this project because I was doing work that aligns with my skillset and went towards the ultimate goal of creating a library resource that will be useful to other students. H5P and Actionbound were very accessible and made the creation of learning objects easy once you had an idea of what you wanted to do.

What worked

01 H5P

- Makes course and modules more interactive
 - Using technology to enhance and support learning
-

02 WORKING WITH STUDENTS

- Diverse and inclusive project team
 - Student perspective
-

03 DIVISION OF PROJECT TEAM

- Library staff paired with students
- Microsoft Teams channel

What didn't work

01 ACTIONBOUND

- A lot of effort in creating
 - Having to download a separate app is a barrier
 - Time and energy in promoting it
-

02 REMOTE WORKING

- Pluses and minuses
 - Flexibility of remote working but some involved wanted some in-person elements
-

03 HOURS

- Employed 6 students for a total of 22 hours each

Future plans

Ally for Canvas Project

- Currently working with Inclusive UCC on a pilot project measuring the accessibility of Canvas modules

Continue to seek feedback

Continue to have student involvement





Contact info

Stephanie Chen

stephanie.chen@ucc.ie

[@iamstephanie_c](https://www.instagram.com/iamstephanie_c)



UCC

University College Cork, Ireland
Coláiste na hOllscoile Corcaigh

Library
Leabharlann